

**FLORIDA'S CRIMINAL PUNISHMENT CODE:  
ASSESSMENT AND ANALYSIS**

A REPORT TO THE FLORIDA  
LEGISLATURE DETAILING  
FLORIDA'S CRIMINAL  
PUNISHMENT CODE

**October 2023**

FLORIDA DEPARTMENT OF CORRECTIONS



# TABLE OF CONTENTS

<b>Executive Summary</b> .....	3
<b>I. Introduction</b> .....	4
1. Overview of Florida’s Sentencing Policies .....	5-12
2. Introductory Statistics.....	13
<b>II. Fiscal Year Scoresheet Data</b> .....	14
1. Scoresheets Received by Circuit .....	15
2. Age at Offense Data .....	16
3. Age at Sentence Data.....	17
4. Gender Data .....	18
5. Race Data.....	19
6. Statute Reference .....	20-21
7. Offense Type .....	22-25
8. Points by Sanction Imposed .....	26
9. Points by Circuit .....	27-30
10. Sanction Imposed by Judicial Circuit.....	31
10. Sanction Imposed by County of Sentence.....	32-34
11. Offense Type-Qualifier by Sanction Imposed.....	35-38
<b>III. Trends in Inmate Admissions</b> .....	39
1. Trends in Inmate Admissions .....	40
2. Top Ten Offenses in Inmate Admissions .....	41
3. Inmate Admissions Demographics & Characteristics.....	42-43
3. Inmate Admissions by Judicial Circuit.....	44
4. Admissions by Judicial Circuit by Offense .....	45
5. Admissions by County of Commitment.....	46
6. Inmate Admissions .....	47
7. Admissions by Judicial Circuit by County by Offense .....	48-50
8. Prior Inmate Admissions .....	51
<b>Appendices</b> .....	52
Criminal Punishment Code Scoresheet.....	53-56
Table of Frequently Charged Offenses on Scoresheets .....	57-60
Offense Severity Ranking Chart .....	61-78

# **Florida’s Criminal Punishment Code: Assessment and Analysis**

## **Offenses Committed on or After October 1, 1998**

### **Executive Summary**

In 1997, the Florida Legislature created a new sentencing structure, the Florida Criminal Punishment Code (“Code”). The Code is Florida’s primary sentencing policy. It is unique in that it has features of both structured and unstructured sentencing policies.

From a structured sentencing perspective, the Code provides for a uniform evaluation of relevant factors present at sentencing, such as the offense before the court for sentencing, prior criminal record, victim injury, and others. It also provides for the lowest permissible sentence that the court must impose in any given sentencing event, absent a valid reason for departure.

The Code also contains some characteristics of unstructured sentencing, such as broad judicial discretion and the allowance for the imposition of lengthy terms of incarceration.

The Code is effective for offenses committed on or after October 1, 1998 and is unlike the state’s preceding sentencing guidelines, which provided for narrow ranges of permissible sentences in all non-capital sentencing events.

The intent of this report is to address the requirement set forth in Florida Statute 921.002(4)(a) to report on sentencing events under the Florida Criminal Punishment Code. Each year, the Department of Corrections is required to report on trends in sentencing practices and sentencing score thresholds, and provide an analysis of the sentencing factors considered by the courts. On October 1, 2018, the digitized criminal punishment code scoresheet system was implemented statewide. The Department’s primary areas of focus in quality control are accounting for all scoresheets and correctly entering scoresheets into the Department’s database. Additional information regarding the digitized scoresheet is located under “Department of Corrections Responsibilities” in Part I.

Since January 1, 1994, the Florida Department of Corrections has collected over 2.9 million scoresheets on felony offenders sentenced in Florida courts under the state’s Sentencing Guidelines and Criminal Punishment Code. This report details the 77,199 scoresheets received with sentence dates in FY 2022-2023 received by the Florida Department of Corrections, for felony offenses committed on or after October 1, 1998.

# **PART I**

# **INTRODUCTION**

## **Overview of Florida's Sentencing Policies**

### **History of Sentencing Policy**

#### **Unstructured Sentencing**

Prior to October 1, 1983, courts sentenced in accordance with the provisions of law that permitted a wide range of judicial discretion in the sentencing decision. Sanctions ranged from a fine up to state prison incarceration. The statutory maximum penalties of incarceration in state prison were:

- Five years for a felony of the third degree;
- Fifteen years for a felony of the second degree;
- Thirty years for a felony of the first degree, and;
- Life for a life felony.

This was a form of an indeterminate sentencing policy because most offenders sentenced to prison were, by law, parole eligible. Parole was a discretionary early release policy, which obviously had a significant impact upon both the percentage and the actual amount of time served.

#### **Structured Sentencing/Sentencing Guidelines**

The Florida Sentencing Guidelines represent the state's structured policy with respect to the sentencing of non-capital felony offenders. There are three distinct versions of the guidelines currently in operation in Florida. They each:

- Provide for a uniform set of standards to guide the sentencing court in sentencing decisions;
- Evaluate relevant factors present at sentencing relating to the offense or offenses and the defendant's prior criminal behavior;
- Are attempts to provide for "truth in sentencing" and eliminate unwarranted disparity in sentencing decisions;
- Focus on ensuring that the punishment is commensurate with the offenses before the court for sentencing, and;
- Are mathematically based and provide a means to address several policy areas.

Every assessment of points reflects a policy statement regarding the relative severity of a criminal behavior. Each policy is represented on its respective scoresheet, which must be completed for each felony defendant prior to sentencing.

### **The 1983 Sentencing Guidelines**

Due to concerns regarding actual and percent of time served as well as concerns regarding a lack of uniformity in sentencing, the 1983 Florida Sentencing Guidelines were enacted October 1, 1983 and parole eligibility was abolished for almost all offenses committed after that date. These guidelines are currently in effect for all non-capital felony offenses that were committed on or after October 1, 1983 and before January 1, 1994.

The 1983 Sentencing Guideline structure was comprised of nine separate worksheets for specified offense categories such as murder, sexual offenses, drug offenses, etc. All offenses were contained in one of these categories.

Within each worksheet, points were assessed for offenses to be sentenced and prior record offenses based on the number of offenses and each offense's felony degree. Assessments were made for legal status and victim injury. Total scores fell into sentencing ranges or cells, for each worksheet. The least severe cell provided for a non-state prison sanction and the most severe cell provided for 27 years to life in prison. Departure sentences were permissible, as long as, written reasons were provided.

Several factors eventually eroded the integrity of the "truth in sentencing" aspect of the 1983 sentencing guidelines. Some of these factors included an epidemic of "crack" cocaine-related offense activity, which resulted in an unanticipated impact upon correctional resources, the passage of unfunded mandatory minimum sentence legislation, and significant growth in the population of the State of Florida.

As a result of these and other factors, the percentage of time served and actual time served declined. By 1989, the average percentage of time served was 34 percent. This lack of system integrity was the impetus for the creation of a new sentencing guideline structure.

## **The 1994 Sentencing Guidelines**

The 1994 Sentencing Guidelines were enacted through the passage of the “Safe Streets Act.” These guidelines were created with the recognition that prison resources are finite and that the use of state incarceration should be focused upon offenders who commit serious or violent offenses, or who offend repetitively. The 1994 guidelines repealed the grant of basic gain time, evidencing the legislature’s re-commitment to “truth in sentencing.” These sentencing guidelines are in effect for all non-capital felony offenses committed on or after January 1, 1994 and before October 1, 1995.

The structure of the 1994 Sentencing Guidelines has little similarity to the 1983 structure. The structure created attempted to resolve some of the problems inherent in the preceding structure, such as the nine separate worksheets, the lack of offense-specific detail and the issue of grouping crimes by category. The structure of the 1994 guidelines:

- Ranks all non-capital felonies in one of 10 offense severity levels. Level 1 is the least severe ranking and 10 reflects the most serious felonies.
- Each of the rankings has an associated point value in each of three elements subject to scoring: primary offense, additional offense(s), and prior record. Point values escalate as the rank increases. Every offense scored is provided its corresponding point value in these areas, with the emphasis of points lying in the area of the primary offense.
- Includes other policy levels through an assessment of points for a variety of other factors such as: victim injury, legal status, supervision violations, and others.

Under the 1994 structure, the total guidelines score determines the sanction and a range of length of sanction when state prison is applicable. There are basically three categories of sanction based upon total scores. There are ranges of score which:

1. Mandate a non-state prison sanction when the total score is 40 points or less.
2. Provide for discretionary prison or non-state prison sanction when the total score is greater than forty and less than 52 points.

3. Mandate a state prison sanction when the total score exceeds 52 points.

The length of prison is determined by subtracting 28 from the total sentence points to derive the total prison months.

The court has the discretion to increase or decrease the sanction by 25%. This provided for a relatively narrow range for the imposition of a guideline sentence.

### **The 1995 Sentencing Guidelines**

The 1994 Sentencing Guidelines were significantly amended in 1995 through the passage of the Crime Control Act of 1995. The basic structure of the 1994 sentencing guidelines remained; however, point values were increased in a variety of areas and additional policy levers were created to provide for greater sanctions. The 1995 guidelines are in effect for offenses committed on or after October 1, 1995 through September 30, 1998.

The Heggs ruling stated that the use of the 1995 Sentencing Guidelines for offenses between October 1, 1995 and May 24, 1997 is unconstitutional. However, the 1995 Sentencing Guidelines are used for offense dates between May 25, 1997 and September 30, 1998.

The guidelines were slightly modified in both 1996 and 1997, again providing for increased sanctions and sanction length in certain instances.

### **The Criminal Punishment Code**

The Criminal Punishment Code became effective for offenses committed on or after October 1, 1998. The guidelines are repealed for all offenses committed on or after October 1, 1998 but remain in effect for offenses committed prior to this date. The Code contains features of both structured and unstructured sentencing policies. It maintains many of the goals of guidelines sentencing. Compared to the guidelines however, the Code allows for greater upward discretion in sentencing, provides for increased penalties, and lowers mandatory prison thresholds.

- The Code significantly alters the sentencing policy in a variety of respects. One of the most notable changes is the significant broadening of upward discretion in the sentencing policy. Under the sentencing guidelines, the upward discretion



was 25 percent above the state prison months determined by the calculation. Under the Code, the maximum sentence for any felony offense is determined by the statutory maximums as provided in Florida Statute (F.S.) 775.082.

<u>Felony Degree</u>	<u>Years in Prison</u>
Life Felony	Up to Life
1 <sup>st</sup>	Up to 30
2 <sup>nd</sup>	Up to 15
3 <sup>rd</sup>	Up to 5

- This has two effects that are divergent from the preceding guidelines. First, all felony offenders have the potential to receive a prison sentence, whereas many under the guidelines were by policy excluded from such a possibility. Second, the maximums of F. S. 775.082 usually will provide for far greater sentence lengths than were permissible under the guidelines.
- Another significant change is the determination when a prison sentence becomes mandatory under the new sentencing policy. The basic structure of the sentencing policy has not changed with respect to point determinations. Sentencing point thresholds for sentence calculations have, however, undergone significant revisions.
  1. If total points are equal to or less than 44, the lowest permissible sentence is a non-state prison sanction. (However, state prison up to the statutory maximum can be imposed.)
  2. If total points exceed 44, the minimum sentence is established by taking the total point value subtracting 28 and decreasing the remaining value by 25%. This end result value is the lowest permissible prison sentence in months.

This means that only those offenders scoring 44 or fewer points may receive a non-state prison sanction under the code. All others must receive a state prison sanction, absent downward departure from this structure. The threshold under the guidelines for mandatory prison incarceration was 52 points.

## **Department of Corrections Responsibilities**

The Department was provided a variety of responsibilities regarding the sentencing policy with respect to the 1994 and subsequent versions of the law. Florida Statute 921 requires the Department to:

- Develop the scoresheet and any revisions of the scoresheet for approval by the Supreme Court and supply Sentencing Guidelines and Criminal Punishment Code scoresheets to the appropriate criminal justice entities in the state;
- Prior to July 1, 2001, the Department had a coequal responsibility to prepare scoresheets with the state attorneys. However, the Department of Corrections continued to complete scoresheets which had been ordered by the courts prior to July 1, 2001. In addition, there were transitional issues involved in transferring this responsibility to the state attorneys. This resulted in 9.7% of scoresheets received during FY 2001-02 having been prepared by the Department of Corrections;
- Assist the Criminal Justice Estimating Conference in estimating correctional impact of proposed changes to the code;
- Provide the Legislature by October 1 of each year a report detailing the rate of compliance of each Judicial Circuit in providing scoresheets to the Department; and,
- Provide the Legislature an annual report detailing trends in sentencing and an analysis thereof by October 1 of each year.

### **The SAGES (Sentencing Analysis and Guidelines Entry Systems) database**

The Department developed a database in 1994 to be used as a mechanism to allow for the storage of completed scoresheets and allow for more accurate, legible and efficient scoresheet preparation.

**This report is derived primarily from the information on sentencing scoresheets received by the Department from the clerks of the courts and entered into SAGES. It does not attempt to match a scoresheet with a specific admission event.**

The following should be considered when evaluating this and other information derived from this database:

- The information is compiled from a database containing sentencing scoresheets received by the Department of Corrections for offenses with dates of commission on or after January 1, 1994. The information is based on the scoresheets in the database with dates of sentence in Fiscal Year 2022-2023 and offenses on or after October 1, 1998, entered as of September 1, 2023.
- Because the rate of scoresheet submissions is never 100%, there is always information missing that could potentially affect the analysis. When this report was run, the statewide compliance rate was **74%** for Fiscal Year 2022-2023.
- Though the Department retrieves and includes in the database omitted information from a scoresheet that is critical, no effort is made to correct preparation error or errors recorded on scoresheets regarding the sentence imposed. The Department does not have the authority to amend an official court document. Conversely, there is a responsibility to record the information as received.

### **The Digitized Scoresheet**

Beginning October 1, 2018, the Department of Corrections shall make available the digitized Criminal Punishment Code scoresheets to those persons charged with the responsibility for preparing scoresheets. The clerk of the circuit court shall transmit a complete and accurate digitized copy of the Criminal Punishment Code scoresheet used in each sentencing proceeding to the Department of Corrections. Scoresheets must be electronically transmitted no less frequently than monthly, by the first of each month, and may be sent collectively.

A digitized sentencing scoresheet must be prepared for every defendant who is sentenced for a felony offense. The individual offender's digitized Criminal Punishment Code scoresheet and any attachments thereto prepared pursuant to Rule 3.701, Rule 3.702, or Rule 3.703, Florida Rules of Criminal Procedure, or any other rule pertaining to the preparation and submission of felony sentencing scoresheets, must be included with the uniform judgment and sentence form provided to the Department of Corrections.

The Department of Corrections, in consultation with the Office of the State Courts Administrator, state attorneys, and public defenders, must develop and submit the revised digitized Criminal Punishment Code scoresheet to the Supreme Court for approval by June 15 of each year, as necessary. The digitized scoresheet shall have individual, structured data cells for each data field on the scoresheet. Upon the Supreme Court's approval of the revised digitized scoresheet, the Department of Corrections shall produce and provide the revised digitized scoresheets by September 30 of each year, as necessary.

Digitized scoresheets must include individual data cells to indicate whether any prison sentence imposed includes a mandatory minimum sentence or the sentence imposed was a downward departure from the lowest permissible sentence under the Criminal Punishment Code.

### **Quality Control Procedures**

Quality control procedures have been implemented and will continue to be modified as needed to provide valid and reliable sentencing information to aid the Criminal Justice Estimating Conference and the Department of Corrections with legislative mandates.

The Department's primary areas of focus in quality control are accounting for all scoresheets and correctly entering scoresheets into the Department's database. The Department monitors the receipt of scoresheets and prepares a report each year detailing the compliance rate of each judicial circuit in providing scoresheets to the Department. Inquiries regarding scoresheet submission compliance should be directed to the Department of Corrections, Bureau of Probation and Parole Field Services (850) 717-3444.

Scoresheet accuracy is an area of concern. The Florida Criminal Punishment Code Scoresheet Preparation Manual serves as a resource document for scoresheet preparers and in conjunction with Florida Statutes contain sufficient information to complete scoresheets under the appropriate sentencing law. If a scoresheet preparer has a need for legal or statutory information other than what is provided in the manuals, they may contact the Office of the State Courts Administrator at (850) 413-7321. If technical or coding information is needed to complete a scoresheet, contact the Department of Corrections Bureau of Probation and Parole Field Services at (850) 717-3444.

Scoresheets missing key information is also an area of concern. All items contained on the scoresheet relevant to a particular sentencing event are required to be completed.

### **Introductory Statistics**

This report reflects the 77,199 scoresheets received by the Department of Corrections with offense dates on or after October 1, 1998, and sentencing dates of July 1, 2022 through June 30, 2023. This total only reflects those scoresheets available through the Digitized Scoresheet System. It may not include scoresheets from judicial circuits that utilize different software platforms.

The following tables reflect the data from the scoresheets received through the Digitized Scoresheet System. Comparison of prior data will not be provided.

**PART II**  
**FISCAL YEAR**  
**SCORESHEET**  
**DATA**

## Fiscal Year 2022-2023

### Scoresheets Received by Circuit by Type

Judicial Circuit of Sentence	1994 Sentencing Guidelines Scoresheet	1995 Sentencing Guidelines Scoresheet*	Criminal Punishment Code Scoresheet	Total
01 (Pensacola)	5	1	3,814	3,820
02 (Tallahassee)	6	1	1,539	1,546
03 (Lake City)	6	1	2,461	2,468
04 (Jacksonville)	5	4	2,896	2,905
05 (Tavares)	8	3	7,169	7,180
06 (Clearwater)	2	1	2,733	2,736
07 (Daytona Beach)	7	1	6,760	6,768
08 (Gainesville)	1	-	3,217	3,218
09 (Orlando)	4	2	6,408	6,414
10 (Bartow)	15	-	2,795	2,810
11 (Miami)	4	2	2,248	2,254
12 (Sarasota)	8	-	5,676	5,684
13 (Tampa)	5	2	2,393	2,400
14 (Panama City)	2	2	4,861	4,865
15 (West Palm Beach)	2	-	3,424	3,426
16 (Key West)	-	-	123	123
17 (Ft. Lauderdale)	4	-	4,507	4,511
18 (Melbourne)	10	5	5,012	5,027
19 (Ft. Pierce)	15	1	3,617	3,633
20 (Ft. Myers)	2	-	5,299	5,301
Data Unavailable	-	-	110	110
<b>Total</b>	<b>111</b>	<b>26</b>	<b>77,062</b>	<b>77,199</b>

### Scoresheets Received by Month by Type

Month of Sentence	1994 Sentencing Guidelines Scoresheet	1995 Sentencing Guidelines Scoresheet*	Criminal Punishment Code Scoresheet	Total
July 2022	12	1	6,913	6,926
August 2022	10	3	7,982	7,995
September 2022	18	4	6,670	6,692
October 2022	9	3	6,982	6,994
November 2022	5	7	6,348	6,360
December 2022	5	2	5,456	5,463
January 2023	9	3	6,548	6,560
February 2023	8	-	6,024	6,032
March 2023	6	-	6,360	6,366
April 2023	8	1	5,662	5,671
May 2023	13	1	6,194	6,208
June 2023	8	1	5,923	5,932
<b>Total</b>	<b>111</b>	<b>26</b>	<b>77,062</b>	<b>77,199</b>

Note: Total number of scoresheets, including those with offense dates between October 1, 1995 and May 24, 1997.

\* Offense dates between May 25, 1997 and September 30, 1998.

## Fiscal Year 2022-2023

### Age at Offense on Scoresheets Received

CIRCUIT OF SENTENCE	17 & Under	18-24	25-29	30-34	35-39	40-44	45-49	50-54	55-59	60-64	65-69	70-74	75-79	80-84	85-89	90-94	Data Unav	Total
01 (Pensacola)	51	564	629	625	619	491	299	218	157	99	30	9	1	1	-	-	27	3,820
02 (Tallahassee)	26	297	248	234	216	189	116	94	62	40	9	2	1	-	-	-	12	1,546
03 (Lake City)	26	349	371	440	469	285	200	152	90	45	20	5	3	-	-	-	13	2,468
04 (Jacksonville)	49	557	514	493	424	320	201	145	102	61	19	3	1	-	-	-	16	2,905
05 (Tavares)	88	1,046	1,027	1,230	1,214	847	563	467	346	211	64	36	13	6	-	-	22	7,180
06 (Clearwater)	36	379	378	495	460	337	235	171	134	66	26	4	3	-	-	-	12	2,736
07 (Daytona Beach)	66	1,009	1,010	1,104	1,080	902	565	416	311	180	80	18	8	3	2	-	14	6,768
08 (Gainesville)	53	556	520	600	475	389	200	158	136	87	27	9	2	-	-	-	6	3,218
09 (Orlando)	57	1,326	1,161	1,128	901	671	425	339	232	93	37	30	5	1	-	-	8	6,414
10 (Bartow)	65	518	446	480	405	309	207	152	110	61	23	8	3	-	-	-	23	2,810
11 (Miami)	28	405	357	355	304	232	174	143	108	73	36	12	2	1	-	-	24	2,254
12 (Sarasota)	72	900	831	973	869	681	440	403	268	146	66	12	8	1	-	-	14	5,684
13 (Tampa)	27	436	442	411	367	255	141	139	93	42	22	5	3	-	-	-	17	2,400
14 (Panama City)	50	688	707	844	811	641	438	337	210	94	29	6	5	-	-	-	5	4,865
15 (West Palm Beach)	61	743	582	617	461	343	207	158	132	78	33	7	1	-	-	-	3	3,426
16 (Key West)	-	15	16	20	19	11	14	14	5	8	1	-	-	-	-	-	-	123
17 (Ft. Lauderdale)	29	1,048	760	811	636	419	266	227	183	78	34	13	2	1	-	-	4	4,511
18 (Melbourne)	87	850	758	940	790	595	389	268	187	95	36	10	3	1	-	-	18	5,027
19 (Ft. Pierce)	66	697	570	626	518	377	236	189	172	97	40	13	2	2	-	1	27	3,633
20 (Ft. Myers)	47	893	829	944	825	624	392	338	216	131	41	11	5	-	-	-	5	5,301
Data Unavailable	1	21	11	23	16	12	4	6	7	2	4	1	1	-	-	-	1	110
<b>Total</b>	<b>985</b>	<b>13,297</b>	<b>12,167</b>	<b>13,393</b>	<b>11,879</b>	<b>8,930</b>	<b>5,712</b>	<b>4,534</b>	<b>3,261</b>	<b>1,787</b>	<b>677</b>	<b>214</b>	<b>72</b>	<b>17</b>	<b>2</b>	<b>1</b>	<b>271</b>	<b>77,199</b>



**Fiscal Year 2022-2023**  
**Age at Sentencing on Scoresheets Received**

<b>CIRCUIT OF SENTENCE</b>	<b>17 &amp; Under</b>	<b>18-24</b>	<b>25-29</b>	<b>30-34</b>	<b>35-39</b>	<b>40-44</b>	<b>45-49</b>	<b>50-54</b>	<b>55-59</b>	<b>60-64</b>	<b>65-69</b>	<b>70-74</b>	<b>75-79</b>	<b>80-84</b>	<b>85-89</b>	<b>90-94</b>	<b>Data Unav</b>	<b>Total</b>
01 (Pensacola)	10	479	590	646	616	564	315	233	189	112	40	14	2	1	-	-	9	3,820
02 (Tallahassee)	-	210	235	263	228	211	135	109	80	53	15	3	1	-	-	-	3	1,546
03 (Lake City)	6	256	351	450	456	334	237	163	106	62	29	10	3	1	-	-	4	2,468
04 (Jacksonville)	7	483	498	515	451	355	218	153	122	66	23	7	1	-	-	-	6	2,905
05 (Tavares)	19	881	935	1,218	1,274	972	595	509	374	253	81	42	15	10	-	-	2	7,180
06 (Clearwater)	8	324	328	502	460	382	248	207	147	81	30	11	4	-	-	-	4	2,736
07 (Daytona Beach)	28	847	939	1,146	1,097	945	627	461	350	192	93	25	11	3	3	1	-	6,768
08 (Gainesville)	9	474	484	597	525	429	240	168	135	100	32	21	2	-	-	-	2	3,218
09 (Orlando)	3	974	1,106	1,248	944	762	502	372	272	128	55	40	4	3	1	-	-	6,414
10 (Bartow)	10	404	436	491	419	384	233	167	133	78	36	14	2	1	-	-	2	2,810
11 (Miami)	6	310	337	361	339	267	186	148	128	76	52	17	6	2	-	-	19	2,254
12 (Sarasota)	8	696	725	1,006	919	774	485	458	283	199	85	26	9	3	-	-	8	5,684
13 (Tampa)	8	369	407	435	376	299	157	140	116	48	24	6	4	-	-	-	11	2,400
14 (Panama City)	12	545	651	843	830	715	451	393	247	112	51	8	5	1	-	-	1	4,865
15 (West Palm Beach)	17	601	596	650	492	368	223	174	163	87	38	13	2	-	-	-	2	3,426
16 (Key West)	-	10	14	22	14	18	11	15	7	8	3	1	-	-	-	-	-	123
17 (Ft. Lauderdale)	2	726	754	802	680	554	325	241	236	111	50	20	6	3	-	-	1	4,511
18 (Melbourne)	8	691	704	947	827	664	454	310	229	128	44	14	4	1	-	-	2	5,027
19 (Ft. Pierce)	11	581	548	615	559	438	293	201	177	120	53	20	7	2	-	1	7	3,633
20 (Ft. Myers)	5	743	749	975	881	673	444	344	261	145	57	15	6	2	-	-	1	5,301
Data Unavailable	1	17	10	24	11	17	5	7	7	5	3	1	-	1	-	-	1	110
<b>Total</b>	<b>178</b>	<b>10,621</b>	<b>11,397</b>	<b>13,756</b>	<b>12,398</b>	<b>10,125</b>	<b>6,384</b>	<b>4,973</b>	<b>3,762</b>	<b>2,164</b>	<b>894</b>	<b>328</b>	<b>94</b>	<b>34</b>	<b>4</b>	<b>2</b>	<b>85</b>	<b>77,199</b>

## Fiscal Year 2022-2023

### Gender by Judicial Circuit on Scoresheets Received

Judicial Circuit	Male	Female	Unknown	Total
01 (Pensacola)	2,864	956	-	3,820
02 (Tallahassee)	1,236	310	-	1,546
03 (Lake City)	1,779	689	-	2,468
04 (Jacksonville)	2,392	513	-	2,905
05 (Tavares)	5,366	1,810	4	7,180
06 (Clearwater)	2,032	704	-	2,736
07 (Daytona Beach)	5,200	1,568	-	6,768
08 (Gainesville)	2,489	729	-	3,218
09 (Orlando)	5,410	1,002	2	6,414
10 (Bartow)	2,212	597	1	2,810
11 (Miami)	1,979	274	1	2,254
12 (Sarasota)	4,307	1,377	-	5,684
13 (Tampa)	1,956	444	-	2,400
14 (Panama City)	3,640	1,225	-	4,865
15 (West Palm Beach)	2,889	537	-	3,426
16 (Key West)	101	22	-	123
17 (Ft. Lauderdale)	3,777	734	-	4,511
18 (Melbourne)	3,887	1,140	-	5,027
19 (Ft. Pierce)	2,769	864	-	3,633
20 (Ft. Myers)	4,057	1,244	-	5,301
Data Unavailable	92	18	-	110
<b>Total</b>	<b>60,434</b>	<b>16,757</b>	<b>8</b>	<b>77,199</b>

Note: Data reflects information entered on scoresheets July 1, 2022 through June 30, 2023.

## Fiscal Year 2022-2023

### Race by Judicial Circuit on Scoresheets Received

Judicial Circuit	American Indian	Asian	Black	Hispanic	Unknown	White	Total
01 (Pensacola)	-	3	1,039	7	29	2,742	3,820
02 (Tallahassee)	-	-	816	2	13	715	1,546
03 (Lake City)	-	-	776	5	39	1,648	2,468
04 (Jacksonville)	6	13	1,700	42	26	1,118	2,905
05 (Tavares)	-	2	1,770	75	280	5,053	7,180
06 (Clearwater)	-	5	558	33	42	2,098	2,736
07 (Daytona Beach)	-	1	2,181	20	370	4,196	6,768
08 (Gainesville)	1	-	1,419	8	37	1,753	3,218
09 (Orlando)	-	-	3,235	14	51	3,114	6,414
10 (Bartow)	-	-	889	143	268	1,510	2,810
11 (Miami)	1	-	1,133	39	3	1,078	2,254
12 (Sarasota)	-	7	1,650	22	65	3,940	5,684
13 (Tampa)	1	8	1,078	32	6	1,275	2,400
14 (Panama City)	-	-	1,146	2	105	3,612	4,865
15 (West Palm Beach)	1	-	1,889	6	26	1,504	3,426
16 (Key West)	-	-	16	18	-	89	123
17 (Ft. Lauderdale)	-	-	2,708	3	48	1,752	4,511
18 (Melbourne)	4	26	1,830	227	51	2,889	5,027
19 (Ft. Pierce)	16	7	1,340	206	56	2,008	3,633
20 (Ft. Myers)	22	9	1,210	15	25	4,020	5,301
Data Unavailable	-	-	48	5	-	57	110
<b>Total</b>	<b>52</b>	<b>81</b>	<b>28,431</b>	<b>924</b>	<b>1,540</b>	<b>46,171</b>	<b>77,199</b>

Note: Data reflects information entered on scoresheets July 1, 2022 through June 30, 2023.

**Fiscal Year 2022-2023**

**Statute Reference on Scoresheets Received**

Data reflects information entered on scoresheets July 1, 2022 through June 30, 2023.

Statute Reference	Total	Statute Reference	Total	Statute Reference	Total
893.13	19,765	322.341	112	847.011	20
Undetermined	18,159	812.133	112	316.8	19
812.014	5,461	806.01	110	790.163	19
810.02	4,402	414.39	101	440.105	18
790.23	1,838	817.52	94	790.115	18
784.021	1,791	944.4	91	843.08	18
316.1935	1,779	539.001	78	403.413	15
790.01	1,733	893.1351	71	787.06	15
812.019	1,344	787.01	68	815.06	15
843.01	1,229	810.09	66	741.31	14
784.041	1,178	812.015	61	796.07	14
784.03	1,135	825.102	61	901.36	14
827.03	1,099	777.03	60	775.261	13
784.045	1,079	944.47	60	843.23	13
784.07	1,079	787.03	59	870.01	13
893.135	945	775.21	58	893.03	13
322.34	938	794.05	54	843.15	12
812.13	904	812.135	54	319.33	11
817.568	758	895.03	53	790.401	11
800.04	624	944.607	50	800.03	11
316.193	577	810.06	49	843.02	10
943.0435	527	782.071	45	316	9
784.08	489	817.234	45	790.162	9
794.011	478	825.103	45	817.6	9
782.04	426	812.0145	43	843.12	9
316.027	402	831.01	38	409.92	8
806.13	400	212.15	37	538.04	8
817.034	366	810.145	37	790	8
784.048	287	836.05	35	831.08	8
831.09	271	790.15	32	832.05	8
918.13	268	784.075	30	843.025	8
790.19	249	322.212	29	847.0137	8
951.22	238	782.051	28	320.26	7
836.1	234	806.1	28	817.625	7
784.082	220	316.192	26	489.126	6
787.02	220	810.08	26	784.081	6
817.61	209	790.07	25	790.161	6
934.215	206	838.021	23	790.221	6
827.071	204	847.0138	22	817.563	6
914.22	198	812.155	21	828.122	6
812.131	168	817.611	21	379	5
847.0135	163	896.101	21	784.062	5
782.07	149	655.0322	20	838.022	5
828.12	117	817	20	847.0133	5

**Fiscal Year 2022-2023**  
**Statute Reference on Scoresheets Received**

Data reflects information entered on scoresheets July 1, 2022 through June 30, 2023.

Statute Reference	Total	Statute Reference	Total	Statute Reference	Total
893.147	5	815.061	2	825.1036	1
914.23	5	817.155	2	827.04	1
39.205	4	817.535	2	831.31	1
489.127	4	817.5685	2	837.05	1
509.162	4	817.631	2	838.21	1
790.165	4	826.04	2	838.22	1
800.09	4	831	2	843.015	1
838.015	4	831.032	2	843.03	1
843.021	4	831.28	2	843.0855	1
872.06	4	832	2	847	1
896.104	4	847.012	2	859.01	1
212.12	3	921.244	2	872.02	1
316.061	3	104.011	1	877.08	1
538.23	3	212.62	1	916.1081	1
585.145	3	322.032	1	934.03	1
626	3	328.07	1	934.21	1
775.13	3	379.2431	1	944.35	1
782.072	3	379.411	1	944.36	1
784.047	3	394.458	1		
784.0487	3	465.015	1		
787.04	3	509.151	1		
787.07	3	513.121	1		
790.164	3	517.07	1		
796.05	3	560.111	1		
812.0195	3	590.28	1		
817.481	3	63.212	1		
823.1	3	648	1		
837.021	3	775.0844	1		
843.18	3	775.085	1		
849.09	3	775.0875	1		
893.149	3	784.05	1		
104.15	2	784.083	1		
117.105	2	790.054	1		
327.35	2	790.166	1		
365.172	2	790.17	1		
429.08	2	790.22	1		
443.071	2	790.235	1		
454.23	2	790.27	1		
499.0051	2	796.03	1		
784.011	2	812.0191	1		
784.074	2	817.236	1		
810.095	2	817.505	1		
812.145	2	817.564	1		
812.16	2	817.569	1		

## Fiscal Year 2022-2023

### Offense Type Based on Best Match to Statute or Primary Offense Code on Scoresheet using Offense Categories Specific to the Department of Corrections

Primary Offense	Total	Percent
<b>Murder/Manslaughter</b>	<b>728</b>	<b>0.9%</b>
Capital Murder	99	0.13%
2nd Degree Murder	310	0.40%
3rd Degree Murder	17	0.02%
Homicide, Other	12	0.02%
Manslaughter	194	0.25%
DUI Manslaughter	96	0.12%

<b>Sexual Offenses</b>	<b>1,554</b>	<b>2.0%</b>
Capital Sexual Battery	1	0.00%
Life Sexual Battery	172	0.22%
1st Degree Sexual Battery	240	0.31%
2nd Degree Sexual Battery	325	0.42%
Sexual Assault, Other	23	0.03%
Lewd/Lascivious Behavior	793	1.03%

<b>Robbery</b>	<b>1,139</b>	<b>1.5%</b>
Robbery With Weapon	501	0.65%
Robbery Without Weapon	584	0.76%
Home Invasion, Robbery	54	0.07%

Note: Data reflects only matches or best possible matches using statute or primary offense code, if available.

## Fiscal Year 2022-2023

### Offense Type Based on Best Match to Statute or Primary Offense Code on Scoresheet using Offense Categories Specific to the Department of Corrections

Primary Offense	Total	Percent
<b>Violent Personal Offenses</b>	<b>11,555</b>	<b>15.0%</b>
Carjacking	112	0.15%
Aggravated Assault	1,807	2.34%
Aggravated Battery	1,120	1.45%
Assault/Battery On L.E.O.	1,079	1.40%
Assault/Battery, Other	1,351	1.75%
Aggravated Stalking	289	0.37%
Resisting Arrest With Violence	1,229	1.59%
Kidnapping	357	0.46%
Arson	154	0.20%
Abuse Of Children	1,204	1.56%
Leave Accident With Injury/Death	403	0.52%
DUI, Injury	90	0.12%
Home Invasion, Other	-	0.00%
Violent, Other	2,360	3.06%

Burglary	4,906	6.4%
Burglary, Structure	2,418	3.13%
Burglary, Dwelling	1,284	1.66%
Burglary, Armed	257	0.33%
Burglary With Assault	388	0.50%
Burglary/Trespass, Other	559	0.72%

Note: Data reflects only matches or best possible matches using statute or primary offense code, if available.

## Fiscal Year 2022-2023

### Offense Type Based on Best Match to Statute or Primary Offense Code on Scoresheet using Offense Categories Specific to the Department of Corrections

Primary Offense	Total	Percent
<b>Theft/Forgery/Fraud</b>	<b>9,428</b>	<b>12.2%</b>
Grand Theft, Other	2,587	3.35%
Grand Theft, Automobile	1,595	2.07%
Stolen Property	1,409	1.83%
Forgery/Counterfeiting	1,068	1.38%
Worthless Checks	11	0.01%
Fraudulent Practices	1,215	1.57%
Other Theft/Property Damage	1,543	2.00%

<b>Drugs</b>	<b>20,886</b>	<b>27.1%</b>
Drugs, Manufacture/Sale/Purchase	3,179	4.12%
Drugs, Trafficking	1,013	1.31%
Drugs, Possession/Other	16,694	21.62%

<b>Weapons</b>	<b>3,918</b>	<b>5.1%</b>
Weapons, Discharging	289	0.37%
Weapons, Possession	3,619	4.69%
Weapons, Other	10	0.01%

Note: Data reflects only matches or best possible matches using statute or primary offense code, if available.



## Fiscal Year 2022-2023

### Offense Type Based on Best Match to Statute or Primary Offense Code on Scoresheet using Offense Categories Specific to the Department of Corrections

Primary Offense	Total	Percent
<b>Other</b>	<b>5,401</b>	<b>7.0%</b>
Escape	1,892	2.45%
DUI, No Injury	396	0.51%
Traffic, Other	1,048	1.36%
Racketeering	53	0.07%
Pollution/Hazardous Materials	20	0.03%
Criminal Justice System	1,424	1.84%
Other	568	0.74%
Data Undetermined	17,684	22.9%
<b>Total</b>	<b>77,199</b>	

Note: Data reflects only matches or best possible matches using statute or primary offense code, if available.

## Fiscal Year 2022-2023

### Points by Sanction Imposed on All Scoresheets Received

Sanction Imposed	Data Unavailable	22.0 Points or Less	22.1 to 44.0 Points	More than 44.0 Points	Total
<b>State Prison</b>	-	312	3,169	15,532	19,013
<b>Community Control</b>	-	341	1,680	2,114	4,135
<b>Probation</b>	28	9,067	13,123	6,783	29,001
<b>County Jail</b>	56	3,241	8,029	3,558	14,884
<b>Other</b>	-	50	101	153	304
<b>Sanction Undetermined</b>	23	1,455	3,884	4,500	9,862
<b>Total</b>	<b>107</b>	<b>14,466</b>	<b>29,986</b>	<b>32,640</b>	<b>77,199</b>

Note: Data in table above reflects points entered on scoresheets received July 1, 2022 through June 30, 2023.

## Fiscal Year 2022-2023

### Points by Judicial Circuit by Sanction Imposed on All Scoresheets Received

Judicial Circuit	Sanction Imposed	Data Unavailable	22.0 Points or Less	22.1 to 44.0 Points	More than 44.0 Points	Total
Circuit 01 - Pensacola	Missing	7	102	237	117	463
	County Jail	1	207	565	74	847
	Probation	-	562	652	184	1,398
	Community Control	-	35	128	99	262
	State Prison	-	12	200	625	837
	Other	-	1	-	12	13
Circuit 02 - Tallahassee	Missing	2	114	173	240	529
	County Jail	-	31	84	48	163
	Probation	1	139	203	127	470
	Community Control	-	8	41	64	113
	State Prison	-	2	20	245	267
	Other	-	-	-	4	4
Circuit 03 - Lake City	Missing	-	11	25	46	82
	County Jail	-	16	52	22	90
	Probation	-	373	530	173	1,076
	Community Control	-	38	148	84	270
	State Prison	1	24	297	626	948
	Other	-	1	-	1	2
Circuit 04 - Jacksonville	Missing	3	28	85	129	245
	County Jail	1	220	504	158	883
	Probation	-	208	307	131	646
	Community Control	1	18	40	34	93
	State Prison	1	11	163	860	1,035
	Other	-	-	-	3	3
Circuit 05 - Tavares	Missing	-	-	430	344	774
	County Jail	19	447	819	125	1,410
	Probation	19	1,227	1,343	246	2,835
	Community Control	5	21	120	114	260
	State Prison	1	9	340	1,505	1,855
	Other	-	4	28	14	46

## Fiscal Year 2022-2023

### Points by Judicial Circuit by Sanction Imposed on All Scoresheets Received

Judicial Circuit	Sanction Imposed	Data Unavailable	22.0 Points or Less	22.1 to 44.0 Points	More than 44.0 Points	Total
Circuit 06 - Clearwater	Missing	-	3	13	15	31
	County Jail	-	205	520	228	953
	Probation	-	236	401	358	995
	Community Control	-	4	13	21	38
	State Prison	-	15	59	640	714
	Other	-	-	-	-	5
Circuit 07 - Daytona Beach	Missing	13	69	119	132	333
	County Jail	1	390	779	291	1,461
	Probation	-	805	1,229	585	2,619
	Community Control	-	35	157	246	438
	State Prison	2	26	292	1,557	1,877
	Other	-	8	13	19	40
Circuit 08 - Gainesville	Missing	-	37	55	38	130
	County Jail	1	118	291	108	518
	Probation	2	457	615	281	1,355
	Community Control	-	23	89	51	163
	State Prison	1	20	256	761	1,038
	Other	-	3	7	4	14
Circuit 09 - Orlando	Missing	5	579	1,242	1,512	3,338
	County Jail	-	260	469	272	1,001
	Probation	-	235	405	264	904
	Community Control	-	13	45	90	148
	State Prison	-	98	183	691	972
	Other	-	9	12	30	51
Circuit 10 - Bartow	Missing	-	1	6	7	14
	County Jail	-	84	427	107	618
	Probation	-	210	505	141	856
	Community Control	-	2	53	64	119
	State Prison	-	6	142	1,039	1,187
	Other	-	1	10	5	16

## Fiscal Year 2022-2023

### Points by Judicial Circuit by Sanction Imposed on All Scoresheets Received

Judicial Circuit	Sanction Imposed	Data Unavailable	22.0 Points or Less	22.1 to 44.0 Points	More than 44.0 Points	Total
Circuit 11 - Miami	Missing	-	63	127	207	397
	County Jail	-	83	135	201	419
	Probation	-	177	315	322	814
	Community Control	-	2	11	97	110
	State Prison	-	7	29	475	511
	Other	-	-	-	1	2
Circuit 12 - Sarasota	Missing	1	31	35	49	116
	County Jail	3	231	667	221	1,122
	Probation	4	783	1,167	826	2,780
	Community Control	-	43	195	208	446
	State Prison	2	12	123	1,051	1,188
	Other	-	14	8	10	32
Circuit 13 - Tampa	Missing	-	312	549	778	1,639
	County Jail	-	78	123	187	388
	Probation	-	31	88	70	189
	Community Control	-	-	2	14	16
	State Prison	-	1	2	159	162
	Other	-	-	-	1	5
Circuit 14 - Panama City	Missing	1	17	46	33	97
	County Jail	-	49	181	110	340
	Probation	-	712	1,397	511	2,620
	Community Control	-	29	248	181	458
	State Prison	-	18	291	1,025	1,334
	Other	-	1	8	7	16
Circuit 15 - West Palm Beach	Missing	-	32	112	144	288
	County Jail	-	209	541	500	1,250
	Probation	-	214	328	292	834
	Community Control	-	5	51	75	131
	State Prison	-	2	86	829	917
	Other	-	1	-	5	6

## Fiscal Year 2022-2023

### Points by Judicial Circuit by Sanction Imposed on All Scoresheets Received

Judicial Circuit	Sanction Imposed	Data Unavailable	22.0 Points or Less	22.1 to 44.0 Points	More than 44.0 Points	Total
Circuit 16 - Key West	Missing	-	-	-	-	-
	County Jail	-	4	4	3	11
	Probation	-	22	24	22	68
	Community Control	-	-	1	1	2
	State Prison	-	-	5	33	38
	Other	-	-	2	2	4
Circuit 17 - Ft. Lauderdale	Missing	-	18	15	44	77
	County Jail	-	53	182	230	465
	Probation	-	822	1,131	898	2,851
	Community Control	-	10	34	160	204
	State Prison	-	6	35	869	910
	Other	-	2	1	1	4
Circuit 18 -Melbourne	Missing	-	20	39	36	95
	County Jail	-	150	599	281	1,030
	Probation	-	650	1,182	499	2,331
	Community Control	-	23	198	340	561
	State Prison	-	9	85	896	990
	Other	-	5	4	11	20
Circuit 19 - Ft. Pierce	Missing	2	135	215	206	558
	County Jail	-	210	459	154	823
	Probation	1	389	442	253	1,085
	Community Control	-	20	35	50	105
	State Prison	1	13	248	798	1,060
	Other	-	-	2	-	2
Circuit 20 - Ft. Myers	Missing	-	154	274	201	629
	County Jail	3	214	625	235	1,077
	Probation	1	532	1,111	590	2,234
	Community Control	-	6	71	116	193
	State Prison	1	2	112	1,036	1,151
	Other	-	-	4	13	17
Missing	Missing	-	3	9	15	27
	County Jail	-	9	3	3	15
	Probation	-	7	24	10	41
	Community Control	-	-	-	5	5
	State Prison	-	-	3	19	22
	Other	-	-	-	-	-
<b>Total</b>		<b>107</b>	<b>14,466</b>	<b>29,986</b>	<b>32,640</b>	<b>77,199</b>

# Sanctions by Judicial Circuit

(All Scoresheets Received for Offenders Sentenced between July 1, 2022 and June 30, 2023)

Judicial Circuit	Sanction on All Scoresheets Received*						Total***
	County Jail	Probation	Community Control	State Prison	Other Disposition**	Sanction Undetermined	
1 (Pensacola)	847	1,398	262	837	13	463	3,820
2 (Tallahassee)	163	470	113	267	4	529	1,546
3 (Lake City)	90	1,076	270	948	2	82	2,468
4 (Jacksonville)	883	646	93	1,035	3	245	2,905
5 (Tavares)	1,410	2,835	260	1,855	46	774	7,180
6 (Clearwater)	953	995	38	714	5	31	2,736
7 (Daytona)	1,461	2,619	438	1,877	40	333	6,768
8 (Gainesville)	518	1,355	163	1,038	14	130	3,218
9 (Orlando)	1,001	904	148	972	51	3,338	6,414
10 (Bartow)	618	856	119	1,187	16	14	2,810
11 (Miami)	419	814	110	511	3	397	2,254
12 (Sarasota)	1,122	2,780	446	1,188	32	116	5,684
13 (Tampa)	388	189	16	162	6	1,639	2,400
14 (Panama City)	340	2,620	458	1,334	16	97	4,865
15 (West Palm Beach)	1,250	834	131	917	6	288	3,426
16 (Key West)	11	68	2	38	4	-	123
17 (Ft. Lauderdale)	465	2,851	204	910	4	77	4,511
18 (Sanford)	1,030	2,331	561	990	20	95	5,027
19 (Ft. Pierce)	823	1,085	105	1,060	2	558	3,633
20 (Ft. Myers)	1,077	2,234	193	1,151	17	629	5,301
Missing*	15	41	5	22	-	27	110
<b>Statewide</b>	<b>14,884</b>	<b>29,001</b>	<b>4,135</b>	<b>19,013</b>	<b>304</b>	<b>9,862</b>	<b>77,199</b>

Note: County jail includes time served and state prison includes life sentences.

\* Total number of all scoresheets received by the Department, including those with offense dates between October 1, 1995 & May 24, 1997. Includes those with missing judicial circuit and sanction undetermined.

\*\* "Other Disposition" includes fines, county and non-reporting probation, and termination of probation.

\*\*\*Total represents all scoresheets received by the Department. This does not reflect a one to one match for each scoresheet with an admission event.

# Sanctions by County

All Scoresheets Received for Offenders Sentenced  
between July 1, 2022 and June 30, 2023

Judicial Circuit Number / County	Sanction on All Scoresheets Received*						Total
	County Jail	Probation	Community Control	State Prison	Other Disposition**	Sanction Undetermined	
<b>1 Escambia</b>	352	428	90	469	-	15	1,354
<b>Okaloosa</b>	26	268	31	88	12	444	869
<b>Santa Rosa</b>	298	445	105	153	1	3	1,005
<b>Walton</b>	171	257	36	127	-	1	592
<b>2 Franklin</b>	26	45	-	18	-	52	141
<b>Gadsden</b>	36	145	20	86	1	4	292
<b>Jefferson</b>	-	-	-	-	-	-	-
<b>Leon</b>	49	93	63	108	3	453	769
<b>Liberty</b>	20	93	23	31	-	2	169
<b>Wakulla</b>	32	94	7	24	-	18	175
<b>3 Columbia</b>	16	477	84	446	-	4	1,027
<b>Dixie</b>	4	119	17	69	-	1	210
<b>Hamilton</b>	8	60	30	48	-	24	170
<b>Lafayette</b>	5	21	14	24	-	26	90
<b>Madison</b>	5	60	20	51	-	-	136
<b>Suwannee</b>	26	170	38	186	-	2	422
<b>Taylor</b>	26	169	67	124	2	25	413
<b>4 Clay</b>	-	4	-	7	-	-	11
<b>Duval</b>	765	498	85	924	3	221	2,496
<b>Nassau</b>	118	144	8	104	-	24	398
<b>5 Citrus</b>	149	325	69	377	4	11	935
<b>Hernando</b>	228	332	64	304	27	4	959
<b>Lake</b>	27	698	-	198	-	729	1,652
<b>Marion</b>	867	1,055	93	766	15	44	2,840
<b>Sumter</b>	129	417	34	208	-	6	794



# Sanctions by County

All Scoresheets Received for Offenders Sentenced  
between July 1, 2022 and June 30, 2023

Judicial Circuit Number / County	Sanction on All Scoresheets Received*						Total
	County Jail	Probation	Community Control	State Prison	Other Disposition**	Sanction Undetermined	
<b>6 Pasco</b>	606	663	28	475	4	16	1,792
<b>Pinellas</b>	347	332	10	239	1	15	944
<b>7 Flagler</b>	97	250	40	164	-	17	568
<b>Putnam</b>	207	505	56	356	3	55	1,182
<b>St. Johns</b>	271	470	75	263	3	29	1,111
<b>Volusia</b>	886	1,394	267	1,094	34	232	3,907
<b>8 Alachua</b>	363	801	79	594	9	27	1,873
<b>Baker</b>	64	160	41	135	2	2	404
<b>Bradford</b>	17	180	7	172	1	3	380
<b>Gilchrist</b>	2	8	-	2	2	89	103
<b>Levy</b>	54	144	23	93	-	9	323
<b>Union</b>	18	62	13	42	-	-	135
<b>9 Orange</b>	698	596	90	734	40	2,970	5,128
<b>Osceola</b>	303	308	58	238	11	368	1,286
<b>10 Hardee</b>	37	75	1	52	-	-	165
<b>Highlands</b>	81	143	17	57	4	4	306
<b>Polk</b>	500	638	101	1,078	12	10	2,339
<b>11 Miami-Dade</b>	419	814	110	511	3	397	2,254
<b>12 Desoto</b>	59	131	24	139	1	36	390
<b>Manatee</b>	502	1,045	160	595	6	5	2,313
<b>Sarasota</b>	561	1,604	262	454	25	75	2,981
<b>13 Hillsborough</b>	388	189	16	162	6	1,639	2,400

# Sanctions by County

All Scoresheets Received for Offenders Sentenced  
between July 1, 2022 and June 30, 2023

Judicial Circuit Number / County	Sanction on All Scoresheets Received*						Total
	County Jail	Probation	Community Control	State Prison	Other Disposition**	Sanction Undetermined	
<b>14 Bay</b>	222	1,974	310	980	16	16	3,518
<b>Calhoun</b>	3	61	17	69	-	3	153
<b>Gulf</b>	6	89	13	61	-	2	171
<b>Holmes</b>	54	191	64	95	-	16	420
<b>Jackson</b>	6	123	14	76	-	53	272
<b>Washington</b>	49	182	40	53	-	7	331
<b>15 Palm Beach</b>	1,250	834	131	917	6	288	3,426
<b>16 Monroe</b>	11	68	2	38	4	-	123
<b>17 Broward</b>	465	2,851	204	910	4	77	4,511
<b>18 Brevard</b>	815	1,562	367	721	10	69	3,544
<b>Seminole</b>	215	769	194	269	10	26	1,483
<b>19 Indian River</b>	204	162	13	116	-	4	499
<b>Martin</b>	61	110	22	121	2	406	722
<b>Okeechobee</b>	139	223	4	122	-	7	495
<b>St. Lucie</b>	419	590	66	701	-	141	1,917
<b>20 Charlotte</b>	249	385	39	274	15	199	1,161
<b>Collier</b>	291	550	22	218	-	7	1,088
<b>Glades</b>	16	34	2	18	-	2	72
<b>Hendry</b>	19	188	10	46	-	-	263
<b>Lee</b>	502	1,077	120	595	2	421	2,717
<b>Missing</b>	15	41	5	22	-	27	110
<b>Statewide</b>	<b>14,884</b>	<b>29,001</b>	<b>4,135</b>	<b>19,013</b>	<b>304</b>	<b>9,862</b>	<b>77,199</b>

Note: County Jail includes time served and State Prison includes life sentences.

\* Total number of all scoresheets received by the Department, including those with offense dates between October 1, 1995 and May 24, 1997.

\*\* Other Disposition includes fines, county and non-reporting probation, and termination of probation.

**Fiscal Year 2022-2023**

**Offense Type Based on Best Match to Statute or Primary Offense Code on Scoresheet using Offense Categories Specific to the Department of Corrections**

Offense Type	Attempted VS Completed Qualifier	Sanction Imposed						Sanction Undetermined	Total
		County Jail	Probation	Community Control	State Prison	Other Disposition*			
01-CAPITAL MURDER	Attempt	2	2	1	24	-	3	32	
	Complete	-	5	-	56	1	5	67	
02-2ND DEGREE MURDER	Attempt	1	1	1	56	-	6	65	
	Complete	-	7	1	208	2	27	245	
03-3RD DEGREE MURDER	Attempt	-	-	-	1	-	-	1	
	Complete	-	1	-	14	-	1	16	
04-HOMICIDE, OTHER	Attempt	-	-	-	-	-	-	-	
	Complete	-	-	-	3	-	9	12	
05-MANSLAUGHTER	Attempt	-	-	-	5	-	2	7	
	Complete	1	20	17	125	-	24	187	
06-DUI MANSLAUGHTER	Attempt	-	-	-	-	-	-	-	
	Complete	1	1	1	78	-	15	96	
07-CAPITAL SEXUAL BATTERY	Attempt	-	-	-	-	-	-	-	
	Complete	-	-	-	1	-	-	1	
08-LIFE SEXUAL BATTERY	Attempt	3	3	1	56	-	9	72	
	Complete	5	9	3	70	-	13	100	
09-1ST DEGREE SEXUAL BATTERY	Attempt	-	-	-	2	-	1	3	
	Complete	1	19	3	172	3	39	237	
10-2ND DEGREE SEXUAL BATTERY	Attempt	-	-	-	3	-	2	5	
	Complete	11	43	18	207	1	40	320	
11-SEXUAL ASSAULT, OTHER	Attempt	-	-	-	-	-	-	-	
	Complete	-	1	-	2	-	20	23	
12-LEWD/LASCIVIOUS BEHAVIOR	Attempt	-	3	1	18	-	5	27	
	Complete	22	136	28	487	2	91	766	
13-ROBBERY WITH WEAPON	Attempt	6	7	3	17	-	5	38	
	Complete	15	41	29	306	4	68	463	
14-ROBBERY WITHOUT WEAPON	Attempt	6	16	2	22	-	3	49	
	Complete	50	162	27	192	3	101	535	
15-HOME INVASION, ROBBERY	Attempt	-	-	-	-	-	1	1	
	Complete	2	1	4	45	-	1	53	

**Fiscal Year 2022-2023**

**Offense Type Based on Best Match to Statute or Primary Offense Code on Scoresheet using Offense Categories Specific to the Department of Corrections**

Offense Type	Attempted VS Completed Qualifier	Sanction Imposed							Total
		County Jail	Probation	Community Control	State Prison	Other Disposition*	Sanction Undetermined		
17-CARJACKING	Attempt	-	4	-	6	-	1	11	
	Complete	3	10	7	70	-	11	101	
18-AGGRAVATED ASSAULT	Attempt	2	1	1	1	-	1	6	
	Complete	147	817	122	443	9	263	1,801	
19-AGGRAVATED BATTERY	Attempt	2	7	-	10	-	-	19	
	Complete	66	349	99	466	1	120	1,101	
20-ASSAULT/BATTERY ON L.E.O.	Attempt	2	2	-	3	-	-	7	
	Complete	214	452	44	249	4	109	1,072	
21-ASSAULT/BATTERY, OTHER	Attempt	-	1	-	-	-	-	1	
	Complete	230	577	75	312	8	148	1,350	
22-AGGRAVATED STALKING	Attempt	-	2	-	-	-	-	2	
	Complete	14	99	28	98	-	48	287	
23-RESISTING ARREST WITH VIOLENCE	Attempt	-	-	-	1	-	-	1	
	Complete	198	523	60	304	3	140	1,228	
24-KIDNAPPING	Attempt	-	-	1	5	-	-	6	
	Complete	31	110	25	111	3	71	351	
25-ARSON	Attempt	-	1	-	8	-	-	9	
	Complete	14	34	5	65	-	27	145	
26-ABUSE OF CHILDREN	Attempt	-	3	-	1	-	-	4	
	Complete	76	558	94	308	7	157	1,200	
27-VIOLENT, OTHER	Attempt	2	3	1	9	-	-	15	
	Complete	439	1,004	138	460	6	298	2,345	
28-BURGLARY, STRUCTURE	Attempt	12	12	1	8	-	6	39	
	Complete	443	973	111	595	7	250	2,379	
29-BURGLARY, DWELLING	Attempt	10	19	4	40	2	5	80	
	Complete	67	302	66	592	6	171	1,204	
30-BURGLARY, ARMED	Attempt	1	1	2	2	-	-	6	
	Complete	7	34	17	168	3	22	251	
31-BURGLARY WITH ASSAULT	Attempt	1	1	-	-	-	-	2	
	Complete	16	65	41	190	2	72	386	

**Fiscal Year 2022-2023**

**Offense Type Based on Best Match to Statute or Primary Offense Code on Scoresheet using Offense Categories Specific to the Department of Corrections**

Offense Type	Attempted VS Completed Qualifier	Sanction Imposed							Total
		County Jail	Probation	Community Control	State Prison	Other Disposition*	Sanction Undetermined		
32-BURGLARY/TRESPASS, OTHER	Attempt	1	1	1	1	-	-	4	
	Complete	111	264	20	64	4	92	555	
33-GRAND THEFT, OTHER	Attempt	-	-	-	1	-	1	2	
	Complete	501	1,315	107	336	12	314	2,585	
34-GRAND THEFT, AUTOMOBILE	Attempt	-	-	-	1	-	-	1	
	Complete	303	641	54	346	6	244	1,594	
35-STOLEN PROPERTY	Attempt	1	-	-	1	-	-	2	
	Complete	203	524	86	395	8	191	1,407	
36-FORGERY/COUNTERFEITING	Attempt	1	-	-	1	-	-	2	
	Complete	218	499	62	173	3	111	1,066	
37-WORTHLESS CHECKS	Attempt	-	-	-	-	-	-	-	
	Complete	4	3	1	-	-	3	11	
38-FRAUDULENT PRACTICES	Attempt	-	3	-	1	-	-	4	
	Complete	182	636	59	146	6	182	1,211	
39-OTHER THEFT/PROPERTY DAMAGE	Attempt	1	-	-	1	-	1	3	
	Complete	512	413	53	188	7	367	1,540	
40-DRUGS, MANUFACTURE/SALE/PURCHASE	Attempt	6	16	4	4	-	6	36	
	Complete	446	1,068	258	1,038	8	325	3,143	
41-DRUGS, TRAFFICKING	Attempt	2	9	2	20	-	7	40	
	Complete	30	84	36	703	3	117	973	
42-DRUGS, POSSESSION/OTHER	Attempt	25	4	-	3	-	6	38	
	Complete	5,181	7,092	641	1,694	49	1,999	16,656	
43-WEAPONS, DISCHARGING	Attempt	2	2	-	1	-	-	5	
	Complete	21	96	43	96	-	28	284	
44-WEAPONS, POSSESSION	Attempt	1	6	1	1	-	-	9	
	Complete	434	1,454	229	917	12	564	3,610	
45-WEAPONS, OTHER	Attempt	-	-	-	-	-	-	-	
	Complete	-	1	1	1	-	7	10	

**Fiscal Year 2022-2023**

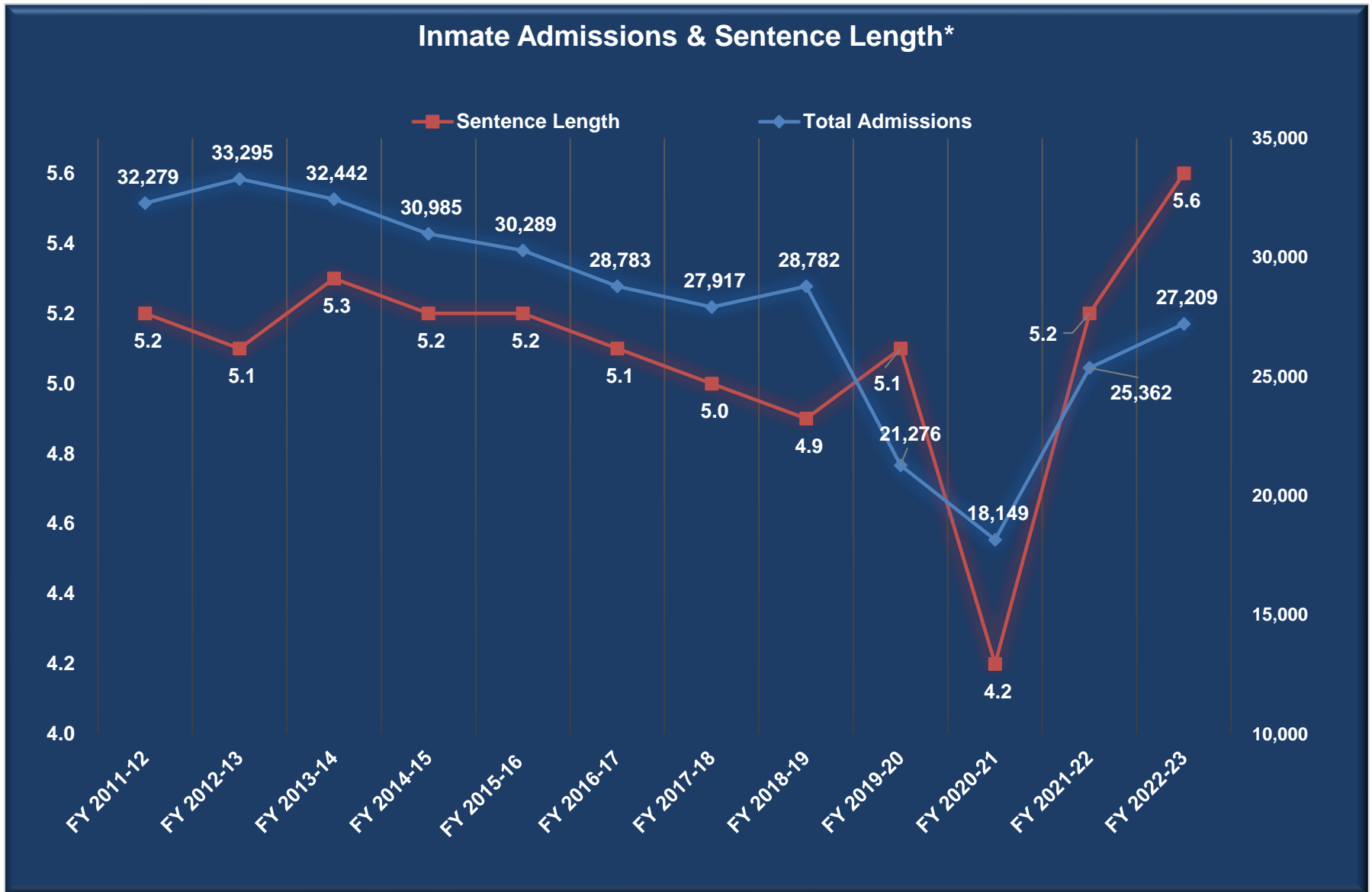
**Offense Type Based on Best Match to Statute or Primary Offense Code on Scoresheet using Offense Categories Specific to the Department of Corrections**

Offense Type	Attempted VS Completed Qualifier	Sanction Imposed						Total
		County Jail	Probation	Community Control	State Prison	Other Disposition*	Sanction Undetermined	
46-ESCAPE	Attempt	2	4	-	2	-	-	8
	Complete	410	692	121	448	7	206	1,884
47-LEAVE ACCIDENT WITH INJURY/DEATH	Attempt	-	-	-	-	-	-	-
	Complete	39	175	38	108	-	43	403
48-DUI, NO INJURY	Attempt	-	-	-	-	-	-	-
	Complete	39	188	41	83	1	43	395
49-DUI, INJURY	Attempt	-	-	-	-	-	-	-
	Complete	1	21	13	49	-	6	90
50-TRAFFIC, OTHER	Attempt	-	-	-	-	-	-	-
	Complete	350	436	41	78	6	137	1,048
51-RACKETEERING	Attempt	-	1	-	2	1	-	4
	Complete	-	17	3	22	-	7	49
52-POLLUTION/HAZARDOUS MATERIALS	Attempt	-	-	-	-	-	-	-
	Complete	7	1	-	-	-	12	20
53-CRIMINAL JUSTICE SYSTEM	Attempt	8	9	-	1	-	1	19
	Complete	213	337	205	441	12	197	1,405
54-OTHER	Attempt	-	1	-	1	-	-	2
	Complete	46	233	35	62	-	190	566
DATA UNAVAILABLE	Attempt	53	37	8	96	1	44	239
	Complete	3,407	6,276	890	4,792	81	2,000	17,446
<b>TOTAL</b>		<b>14,884</b>	<b>29,001</b>	<b>4,135</b>	<b>19,013</b>	<b>304</b>	<b>9,862</b>	<b>77,199</b>

\* "Other Disposition" includes fines, county and non-reporting probation, and termination of probation.

**PART III**  
**TRENDS**  
**IN**  
**INMATE ADMISSIONS**

## Fiscal Year 2022-2023 Trends in Inmate Admissions



\* Sentence lengths of 50 years or longer, life, and death are coded as 50 years for calculations of averages and medians.



## Fiscal Year 2022-2023

Sentence Length of Inmates Admitted	Total	Percent
Six Months or Less	-	0.0%
Greater Than Six Months to 1 Year	4	0.01%
Greater Than 1 to 2 Years	10,754	39.5%
Greater Than 2 to 3 Years	5,168	19%
Greater Than 3 to 5 Years	4,731	17.4%
Greater Than 5 to 10 Years	3,517	12.9%
Greater Than 10 to 20 Years	1,761	6.5%
Greater Than 20 Years	1,266	4.7%
Data Unavailable	8	
<b>Total</b>	<b>27,209</b>	

\* Sentence lengths of 50 years or longer, life, and death are coded as 50 years for calculations of averages and medians.

## Demographics

Race/Ethnicity	Admitted	Percent
Black Male	10,845	39.9%
Black Female	793	2.9%
Hispanic Male	2,832	10.4%
Hispanic Female	219	0.8%
White Male	10,225	37.6%
White Female	2,169	8.0%
Other Male	113	0.4%
Other Female	13	0.05%

Age at Admission	Admitted	Percent
17 & Under	97	0.4%
18-24	3,383	12.4%
25-34	8,741	32.1%
35-49	10,544	38.8%
50-59	3,181	11.7%
60+	1,263	4.6%

## Fiscal Year 2022-2023

<b>Characteristics of Prison Admissions by Offense Type for FY 2022-23</b>				
Type of Offense	Number	Percent	Average Sentence Length in Years*	Average Age at Admission
Murder, Manslaughter	1,439	5.3%	22.7	34.3
Sexual Offenses	2,075	7.6%	13.2	40.5
Robbery	1,282	4.7%	7.5	31.6
Violent Personal Offenses	4,819	17.7%	4.3	36.9
Burglary	3,363	12.4%	4.8	35.3
Theft/Forgery/Fraud	2,817	10.4%	2.5	39.9
Drug Offenses	6,428	23.6%	3.6	39.4
Weapons	2,529	9.3%	3.2	33.5
Other	2,450	9.0%	3.1	40.5
Data Unavailable	7			
<b>Total</b>	<b>27,209</b>			

\* Sentence Lengths of 50 years or longer are coded as 50 years for calculation of averages.

<b>Admissions to Prison (New Sentence)</b>	
New Court Commitments	26,625
Returns from Court	481
Conditional Release Violations	85
Interstate Compact	7
Escapee Returns	7
Parole Violations	2
Conditional Medical Release Violations	1
Control Release Violations	-
Program Supervision Violations	1
<b>Admissions</b>	<b>27,209</b>

## Trends in Inmate Admissions

### Top Ten Offenses of those Admitted to Prison in FY 2022-2023

Offense	Inmates Admitted in FY 2022-23	Percent of Total Admissions	Mean Sentence Length in Years
Felon w/Gun/Concealed Weapon/Ammo	2,184	8.0%	3.1
Possession Methamphetamine	1,088	4.0%	1.8
Burglary Unoccupied Structure/Conveyance	1,028	3.8%	2.5
Cocaine-Sale/Manufacture/Deliv.	747	2.7%	2.6
Burglary Unoccupied Dwelling	672	2.5%	4.0
Robbery Gun or Deadly Weapon	631	2.3%	27.9
Possession - Controlled Substance/Other	603	2.2%	1.9
Aggravated Battery with Deadly Weapon	572	2.1%	11.2
Traffic in Stolen Property	571	2.1%	2.9
2nd Degree Murder, Dangerous Act	526	1.9%	150.6

### Offenses of Inmates Admitted to Prison Ten (10) Years Ago

Offense	Inmates Admitted in FY 2013-14	Percent of Total Admissions	Mean Sentence Length in Years
Burglary Dwelling/Occupied Structure/Conveyance	2,803	8.6%	5.2
Traffic in Stolen Property	1,748	5.4%	2.7
Cocaine-Sale/Manufacture/Deliver	1,501	4.6%	2.8
Burglary Unoccupied Structure/Conveyance	1,500	4.6%	3.8
Felon w/Gun/Concealed Weapon/Ammo	1,283	4.0%	3.6
Grand Theft, 300 L/5,000	1,165	3.6%	2.1
Cocaine - Possession	1,033	3.2%	1.9
Robbery, Gun or Deadly Weapon	1,013	3.1%	60.0
Robbery, No Gun/Deadly Weapon	827	2.5%	4.9
Manufacture/Sale/Purchase Drugs, Other Schedule I & II	560	1.7%	2.2

**Inmate Prison Admissions by Circuit of Commitment  
July 1, 2022 through June 30, 2023**

Judicial Circuit	Number of Inmates Admitted to Prison	%	Rank FY 2022-23	Rank FY 2021-22	Rank FY 2020-21	Rank FY 2019-20
1 (Pensacola)	1,437	5.3%	8	5	5	7
2 (Tallahassee)	813	3.0%	19	19	19	18
3 (Lake City)	994	3.7%	18	18	18	19
4 (Jacksonville)	2,284	8.5%	1	1	2	5
5 (Tavares)	2,126	7.9%	2	3	4	2
6 (Clearwater)	1,827	6.8%	4	4	3	1
7 (Daytona)	2,109	7.8%	3	2	1	4
8 (Gainesville)	1,071	4.0%	14	13	9	15
9 (Orlando)	1,080	4.0%	13	17	11	9
10 (Bartow)	1,782	6.6%	5	6	8	3
11 (Miami)	1,610	6.0%	6	10	15	10
12 (Sarasota)	1,006	3.7%	17	15	16	17
13 (Tampa)	1,291	4.8%	10	7	13	6
14 (Panama City)	1,460	5.4%	7	8	10	8
15 (West Palm Beach)	1,023	3.8%	16	14	14	16
16 (Key West)	200	0.7%	20	20	20	20
17 (Ft. Lauderdale)	1,276	4.7%	11	12	17	13
18 (Melbourne)	1,068	4.0%	15	16	6	11
19 (Ft. Pierce)	1,211	4.5%	12	11	7	14
20 (Ft. Myers)	1,322	4.9%	9	9	12	12
Data Unavailable	219					
<b>Total</b>	<b>27,209</b>					

**Inmate Prison Admissions by Circuit of Commitment  
July 1, 2022 through June 30, 2023**

Judicial Circuit	Murder, Manslaughter	Sexual Offenses	Robbery	Violent Personal Offenses	Burglary	Property Theft, Forgery, Fraud	Drug Offenses	Weapons	Other	Data Unavailable	Total
1 (Pensacola)	46	103	33	257	155	194	298	163	188	-	1,437
2 (Tallahassee)	55	59	39	173	131	59	157	86	54	-	813
3 (Lake City)	17	55	24	135	101	142	340	70	110	-	994
4 (Jacksonville)	190	201	125	312	226	141	598	322	169	-	2,284
5 (Tavares)	72	176	62	391	245	233	549	131	267	-	2,126
6 (Clearwater)	74	140	67	328	203	189	493	170	163	-	1,827
7 (Daytona)	76	97	72	489	246	218	515	164	232	-	2,109
8 (Gainesville)	38	91	37	212	99	124	293	90	87	-	1,071
9 (Orlando)	92	146	81	212	113	87	147	128	74	-	1,080
10 (Bartow)	62	137	67	332	255	195	390	156	188	-	1,782
11 (Miami)	180	95	181	322	326	124	180	111	91	-	1,610
12 (Sarasota)	50	83	44	165	106	83	324	86	65	-	1,006
13 (Tampa)	84	116	82	229	171	117	230	162	100	-	1,291
14 (Panama City)	34	84	19	224	159	183	490	112	155	-	1,460
15 (West Palm Beach)	84	125	66	158	149	95	156	139	51	-	1,023
16 (Key West)	4	6	2	40	23	20	70	9	26	-	200
17 (Ft. Lauderdale)	130	76	133	232	223	149	161	102	70	-	1,276
18 (Melbourne)	42	73	43	179	132	140	240	110	109	-	1,068
19 (Ft. Pierce)	43	51	38	197	122	164	358	102	136	-	1,211
20 (Ft. Myers)	57	154	51	205	130	133	401	98	93	-	1,322
Data Unavailable	9	7	16	27	48	27	38	18	22	7	219
<b>Total</b>	<b>1,439</b>	<b>2,075</b>	<b>1,282</b>	<b>4,819</b>	<b>3,363</b>	<b>2,817</b>	<b>6,428</b>	<b>2,529</b>	<b>2,450</b>	<b>7</b>	<b>27,209</b>

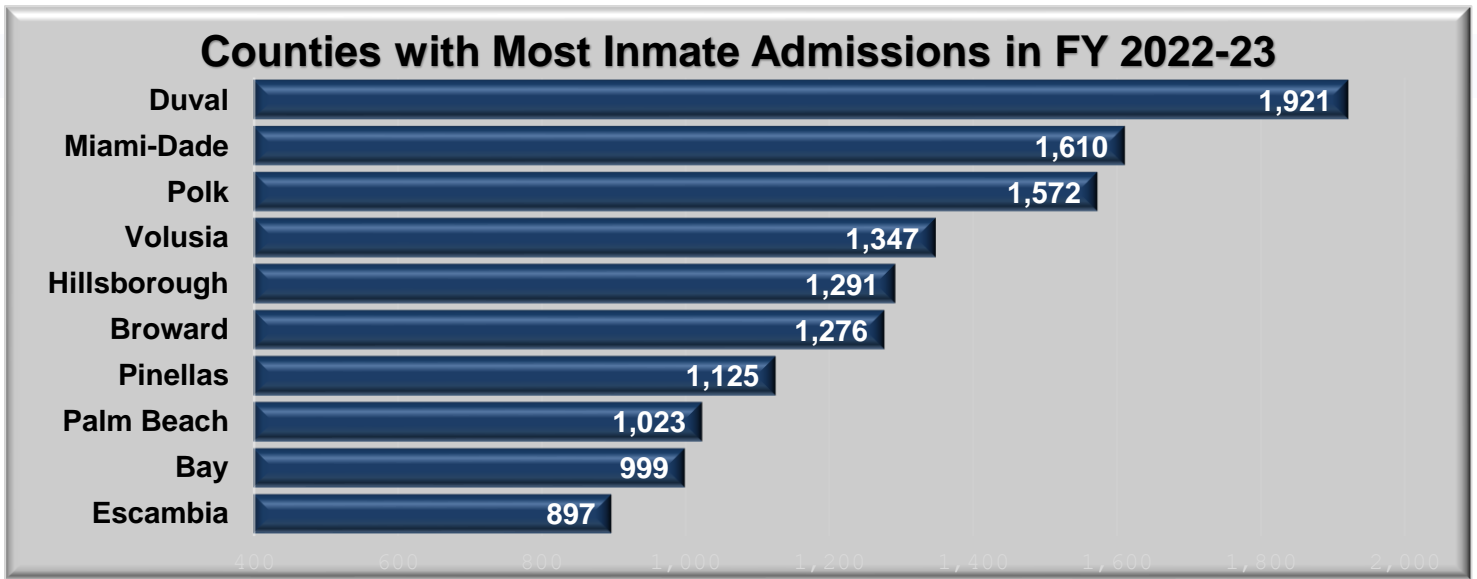
## Inmate Prison Admissions by County of Commitment

July 1, 2022 through June 30, 2023

This table represents the 67 counties in Florida and the number of inmates admitted into prison who were sentenced from each county or other states.

County	Number of Inmates Admitted to Prison	Percent	Rank	County	Number of Inmates Admitted to Prison	Percent	Rank
Alachua	619	2.29%	17	Lee	698	2.59%	14
Baker	123	0.46%	47	Leon	564	2.09%	18
Bay	999	3.70%	9	Levy	105	0.39%	49
Bradford	159	0.59%	41	Liberty	29	0.11%	64
Brevard	666	2.47%	16	Madison	69	0.26%	55
Broward	1,276	4.73%	6	Manatee	510	1.89%	19
Calhoun	79	0.29%	54	Marion	810	3.00%	11
Charlotte	195	0.72%	35	Martin	211	0.78%	33
Citrus	430	1.59%	21	Monroe	200	0.74%	34
Clay	241	0.89%	30	Nassau	122	0.45%	48
Collier	315	1.17%	27	Okaloosa	218	0.81%	32
Columbia	450	1.67%	20	Okeechobee	138	0.51%	43
Miami-Dade	1,610	5.96%	2	Orange	799	2.96%	12
Desoto	131	0.49%	45	Osceola	281	1.04%	28
Dixie	80	0.30%	53	Palm Beach	1,023	3.79%	8
Duval	1,921	7.12%	1	Pasco	702	2.60%	13
Escambia	897	3.32%	10	Pinellas	1,125	4.17%	7
Flagler	164	0.61%	40	Polk	1,572	5.82%	3
Franklin	37	0.14%	63	Putnam	354	1.31%	24
Gadsden	87	0.32%	51	St. Johns	191	0.71%	37
Gilchrist	25	0.09%	66	St. Lucie	365	1.35%	23
Glades	28	0.10%	65	Santa Rosa	402	1.49%	22
Gulf	65	0.24%	56	Sarasota	244	0.90%	29
Hamilton	64	0.24%	58	Seminole	683	2.53%	15
Hardee	46	0.17%	61	Sumter	226	0.84%	31
Hendry	86	0.32%	52	Suwannee	191	0.71%	37
Hernando	320	1.19%	26	Taylor	123	0.46%	47
Highlands	164	0.61%	40	Union	40	0.15%	62
Hillsborough	1,291	4.78%	5	Volusia	1,347	4.99%	4
Holmes	103	0.38%	50	Wakulla	49	0.18%	59
Indian River	179	0.66%	38	Walton	131	0.49%	45
Jackson	150	0.56%	42	Washington	64	0.24%	58
Jefferson	47	0.17%	60	Interstate	6		
Lafayette	17	0.06%	67	Data Unavailable	213		
Lake	340	1.26%	25	<b>Total</b>	<b>27,209</b>		

## Inmate Prison Admissions



Felony cases are processed through judicial circuits. A circuit can consist of one large county (Circuit 11: Miami-Dade) or several smaller counties (Circuit 3: Columbia, Dixie, Hamilton, Lafayette, Madison, Suwannee, and Taylor counties). The county that an inmate is admitted from is generally the county in which the inmate committed his or her crime. Inmates are not necessarily incarcerated in or near the county where they committed their crime.

The top ten counties of admission, as shown above, provide approximately **48%** of all prison admissions statewide. Accordingly, these were among the most populated counties in the state.

Inmate Admissions by Judicial Circuit FY 2022-23						
Judicial Circuit	Admits	Percent	Rank FY22-23	Rank FY21-22	Rank FY20-21	Counties in Circuit
1	1,437	5.3%	8	5	5	Escambia, Okaloosa, Santa Rosa, Walton
2	813	3.0%	19	19	19	Franklin, Gadsden, Jefferson, Leon, Liberty, Wakulla
3	994	3.7%	18	18	18	Columbia, Dixie, Hamilton, Lafayette, Madison, Suwannee, Taylor
4	2,284	8.5%	1	1	2	Clay, Duval, Nassau
5	2,126	7.9%	2	3	4	Citrus, Hernando, Lake, Marion, Sumter
6	1,827	6.8%	4	4	3	Pasco, Pinellas
7	2,109	7.8%	3	2	1	Flagler, Putnam, St. Johns, Volusia
8	1,071	4.0%	14	13	9	Alachua, Baker, Bradford, Gilchrist, Levy, Union
9	1,080	4.0%	13	17	11	Orange, Osceola
10	1,782	6.6%	5	6	8	Hardee, Highlands, Polk
11	1,610	6.0%	6	10	15	Miami-Dade
12	1,006	3.7%	17	15	16	Desoto, Manatee, Sarasota
13	1,291	4.8%	10	7	13	Hillsborough
14	1,460	5.4%	7	8	10	Bay, Calhoun, Gulf, Holmes, Jackson, Washington
15	1,023	3.8%	16	14	14	Palm Beach
16	200	0.7%	20	20	20	Monroe
17	1,276	4.7%	11	12	17	Broward
18	1,068	4.0%	15	16	6	Brevard, Seminole
19	1,211	4.5%	12	11	7	Indian River, Martin, Okeechobee, St. Lucie
20	1,322	4.9%	9	9	12	Charlotte, Collier, Glades, Hendry, Lee

219 Data Unavailable

**27,209 Total Admissions**

## Fiscal Year 2022-2023

### Inmate Prison Admissions by Circuit by County

Judicial Circuit	County of Serious Offense	Murder, Manslaughter	Sexual Offenses	Robbery	Violent Personal Offenses	Burglary	Property Theft, Forgery, Fraud	Drug Offenses	Weapons	Other	Data Unavailable	Total
1	Escambia	24	44	21	144	91	146	196	113	118	-	897
	Okaloosa	10	30	9	41	30	19	30	25	24	-	218
	Santa Rosa	5	16	1	44	13	23	41	18	30	-	191
	Walton	7	13	2	28	21	6	31	7	16	-	131
2	Franklin	1	3	-	8	2	3	12	4	4	-	37
	Gadsden	7	3	5	25	12	3	12	12	8	-	87
	Jefferson	-	3	1	13	9	1	11	7	2	-	47
	Leon	44	42	33	112	98	48	97	55	35	-	564
	Liberty	2	4	-	6	3	1	8	4	1	-	29
	Wakulla	1	4	-	9	7	3	17	4	4	-	49
3	Columbia	6	25	11	65	45	69	149	35	45	-	450
	Dixie	4	3	-	10	5	10	33	6	9	-	80
	Hamilton	-	3	4	8	7	6	24	3	9	-	64
	Lafayette	-	2	2	2	2	1	2	3	3	-	17
	Madison	4	4	-	11	7	12	14	3	14	-	69
	Suwannee	1	12	5	24	20	27	68	13	21	-	191
	Taylor	2	6	2	15	15	17	50	7	9	-	123
4	Clay	9	45	15	40	36	7	50	21	18	-	241
	Duval	178	143	109	258	186	126	479	296	146	-	1,921
	Nassau	3	13	1	14	4	8	69	5	5	-	122
5	Citrus	8	32	5	81	46	36	172	14	36	-	430
	Hernando	4	25	6	59	42	57	84	9	34	-	320
	Lake	18	41	14	52	39	34	77	21	44	-	340
	Marion	34	60	27	157	105	87	145	67	128	-	810
	Sumter	8	18	10	42	13	19	71	20	25	-	226



## Fiscal Year 2022-2023

### Inmate Prison Admissions by Circuit by County

Judicial Circuit	County of Serious Offense	Murder, Manslaughter	Sexual Offenses	Robbery	Violent Personal Offenses	Burglary	Property Theft, Forgery, Fraud	Drug Offenses	Weapons	Other	Data Unavailable	Total
6	Pasco	21	56	22	154	95	59	157	70	68	-	702
	Pinellas	53	84	45	174	108	130	336	100	95	-	1,125
7	Flagler	4	9	3	35	18	16	41	15	23	-	164
	Putnam	9	11	8	92	39	42	94	30	29	-	354
	St. Johns	7	13	11	57	23	15	74	21	23	-	244
	Volusia	56	64	50	305	166	145	306	98	157	-	1,347
8	Alachua	26	53	32	136	63	90	120	54	45	-	619
	Baker	2	7	1	21	10	8	56	9	9	-	123
	Bradford	4	13	-	24	9	17	74	7	11	-	159
	Gilchrist	2	2	2	5	2	1	4	3	4	-	25
	Levy	4	14	1	17	11	5	24	15	14	-	105
	Union	-	2	1	9	4	3	15	2	4	-	40
9	Orange	75	97	63	160	87	66	102	100	49	-	799
	Osceola	17	49	18	52	26	21	45	28	25	-	281
10	Hardee	1	1	-	9	4	3	14	9	5	-	46
	Highlands	11	8	10	24	25	13	36	13	24	-	164
	Polk	50	128	57	299	226	179	340	134	159	-	1,572
11	Miami-Dade	180	95	181	322	326	124	180	111	91	-	1,610
12	Desoto	7	10	2	21	14	6	51	7	13	-	131
	Manatee	27	43	29	86	59	34	154	47	31	-	510
	Sarasota	16	30	13	58	33	43	119	32	21	-	365
13	Hillsborough	84	116	82	229	171	117	230	162	100	-	1,291
14	Bay	23	62	11	167	109	140	314	66	107	-	999
	Calhoun	2	8	-	7	13	8	25	8	8	-	79
	Gulf	-	4	-	6	11	3	27	8	6	-	65
	Holmes	3	2	1	16	11	9	43	7	11	-	103
	Jackson	3	5	3	18	14	15	58	17	17	-	150
	Washington	3	3	4	10	1	8	23	6	6	-	64

## Fiscal Year 2022-2023

### Inmate Prison Admissions by Circuit by County

Judicial Circuit	County of Serious Offense	Murder, Manslaughter	Sexual Offenses	Robbery	Violent Personal Offenses	Burglary	Property Theft, Forgery, Fraud	Drug Offenses	Weapons	Other	Data Unavailable	Total
15	Palm Beach	84	125	66	158	149	95	156	139	51	-	1,023
16	Monroe	4	6	2	40	23	20	70	9	26	-	200
17	Broward	130	76	133	232	223	149	161	102	70	-	1,276
18	Brevard	28	39	23	122	76	87	134	79	78	-	666
	Seminole	14	34	20	57	56	53	106	31	31	-	402
19	Indian River	8	12	3	23	24	25	48	14	22	-	179
	Martin	13	10	7	35	25	38	47	8	28	-	211
	Okeechobee	6	4	3	16	11	10	61	13	14	-	138
	St. Lucie	16	25	25	123	62	91	202	67	72	-	683
20	Charlotte	5	12	1	21	26	24	88	8	10	-	195
	Collier	10	41	7	55	30	40	79	19	34	-	315
	Glades	2	2	-	4	6	5	6	1	2	-	28
	Hendry	2	2	5	18	9	3	23	9	15	-	86
	Lee	38	97	38	107	59	61	205	61	32	-	698
	Data Unavailable	9	7	16	27	48	27	38	18	22	7	219
<b>Total</b>		<b>1,439</b>	<b>2,075</b>	<b>1,282</b>	<b>4,819</b>	<b>3,363</b>	<b>2,817</b>	<b>6,428</b>	<b>2,529</b>	<b>2,450</b>	<b>7</b>	<b>27,209</b>

## Inmate Prison Admissions

**48% of admissions during FY 2022-23 were new to Florida prisons**

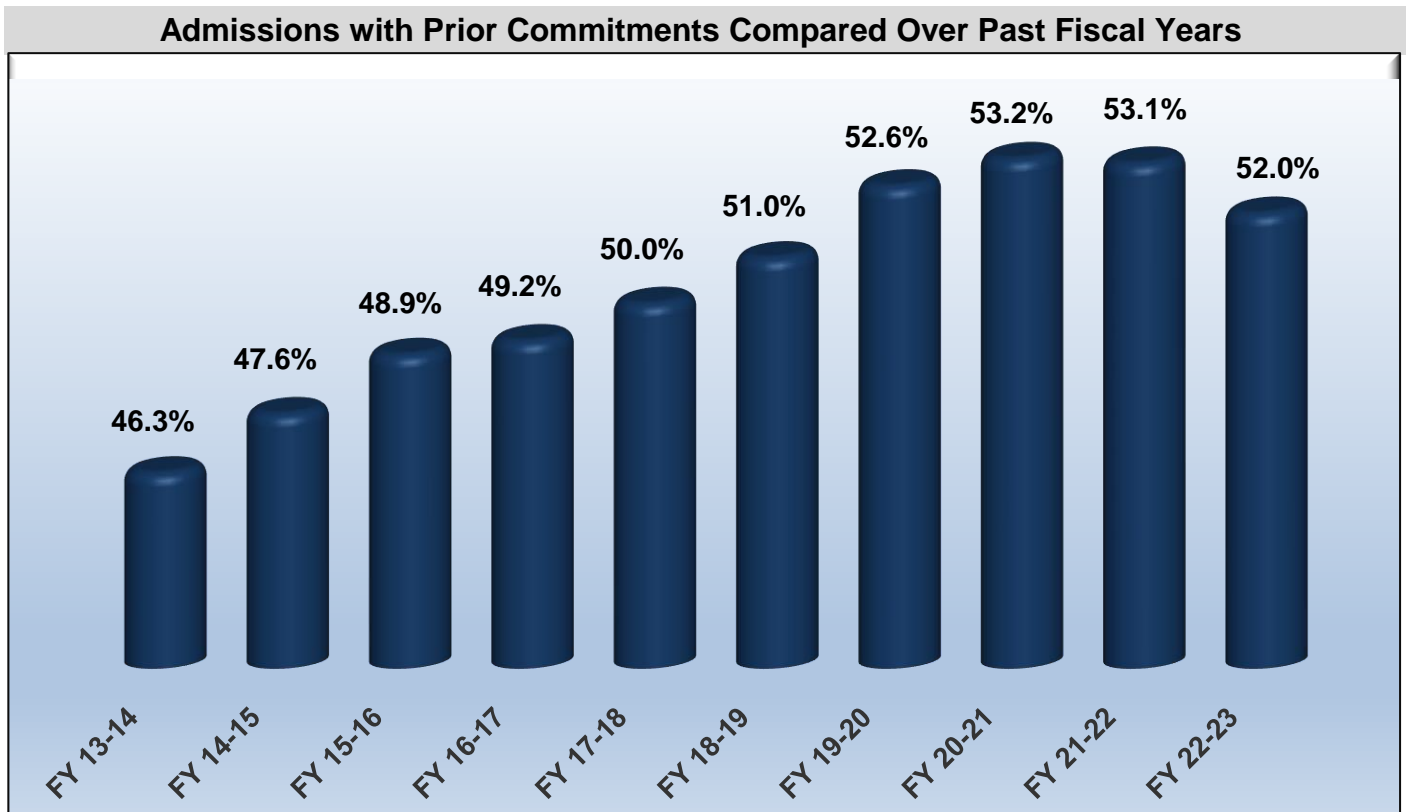
Inmate Admissions with Prior Commitments* to the Florida Department of Corrections FY 22-23									
Prior Commitments	White Males	White Females	Black Males	Black Females	Hispanic Males	Hispanic Females	Other Males	Other Females	Total
None	5,052	1,361	4,256	492	1,641	175	83	8	13,068
1	2,247	463	2,496	155	608	30	19	3	6,021
2	1,293	211	1,683	76	296	10	8	1	3,578
3	745	76	939	27	159	3	2	1	1,952
4+	885	58	1,467	43	128	1	1	-	2,583
Unavailable	3	-	4	-	-	-	-	-	7
<b>Total</b>	<b>10,225</b>	<b>2,169</b>	<b>10,845</b>	<b>793</b>	<b>2,832</b>	<b>219</b>	<b>113</b>	<b>13</b>	<b>27,209</b>

\***Prior commitments** refers to any previous occasion an inmate served time in the Florida prison system. Supervision, such as probation, is not included, nor does it include inmates who may have been in Florida county jails, other state systems or Federal prison system.

Approximately 52% of the inmates who were admitted to the Florida prison system in FY 2022-23, had prior commitments in a Florida state prison.

During FY 2022-23, 22.1% of the inmates who were admitted to the Florida prison system only had one prior commitment in Florida. Approximately, 13.2% had two prior commitments, 7.2% had three, and 9.5% of admissions returned to the Florida prison system with four or more prior commitments.

In FY 2022-23, 63.7% of female offenders had no previous Florida prison commitments, and 46.0% of male offenders had no previous Florida state prison commitments.



# Appendices

**Rule 3.992(a) Criminal Punishment Code Scoresheet**

The Criminal Punishment Code Scoresheet Preparation Manual is available at: [http://www.dc.state.fl.us/pub/sen\\_cpcm/index.html](http://www.dc.state.fl.us/pub/sen_cpcm/index.html)

1. DATE OF SENTENCE	2. PREPARER'S NAME	3. COUNTY	4. SENTENCING JUDGE	
5. NAME (LAST, FIRST, MII.)	6. DOB	8. RACE	10. PRIMARY OFF. DATE	12. PLEA <input type="checkbox"/> TRIAL <input type="checkbox"/>
	7. DC #	9. GENDER	11. PRIMARY DOCKET #	

**I. PRIMARY OFFENSE:** Qualifier:

FELONY DEGREE	F.S.#	DESCRIPTION	OFFENSE LEVEL	POINTS
(Level – Points: 1=4, 2=10, 3=16, 4=22, 5=28, 6=36, 7=56, 8=74, 9=92, 10=116)				
Prior capital felony doubles Primary Offense points <input type="checkbox"/>				I. _____

**II. ADDITIONAL OFFENSE(S):** Supplemental page attached

DOCKET #	FEL/MM DEGREE	F.S.#	OFFENSE LEVEL	QUALIFY: A/S/C/R	COUNTS	POINTS	TOTAL
DESCRIPTION							
DESCRIPTION							
DESCRIPTION							
DESCRIPTION							
(Level – Points: M=0.2, 1=0.7, 2=1.2, 3=2.4, 4=3.6, 5=5.4, 6=18, 7=28, 8=37, 9=46, 10=58)							
Prior capital felony doubles Additional Offense points <input type="checkbox"/>						Supplemental page points _____	
							II. _____

**III. VICTIM INJURY:**

	Number	Total		Number	Total
2 <sup>nd</sup> Degree Murder	240 X _____	= _____	Slight	4 X _____	= _____
Death	120 X _____	= _____	Sex Penetration	80 X _____	= _____
Severe	40 X _____	= _____	Sex Contact	40 X _____	= _____
Moderate	18 X _____	= _____			
III. _____					

**IV. PRIOR RECORD:** Supplemental page attached

FEL/MM DEGREE	F.S.#	OFFENSE LEVEL	QUALIFY: A/S/C/R	DESCRIPTION	NUMBER	POINTS	TOTAL
					X	=	_____
					X	=	_____
					X	=	_____
					X	=	_____
					X	=	_____
					X	=	_____
					X	=	_____
					X	=	_____
					X	=	_____
(Level – Points: M=0.2, 1=0.5, 2=0.8, 3=1.6, 4=2.4, 5=3.6, 6=9, 7=14, 8=19, 9=23, 10=29)							
						Supplemental page points _____	
							IV. _____
							<b>Page 1 Subtotal:</b> _____

NAME (LAST, FIRST, MI. I.)	DOCKET #
----------------------------	----------

Page 1 Subtotal: \_\_\_\_\_

**V. LEGAL STATUS VIOLATION = 4 Points**

- Escape  
  Fleeing  
  Failure to Appear  
  Supersedeas bond  
  Incarceration  
  Pretrial intervention or diversion program  
 Court imposed post prison release community supervision resulting in a conviction

V. \_\_\_\_\_

**COMMUNITY SANCTION VIOLATION BEFORE THE COURT FOR**

VI. \_\_\_\_\_

**VI. SENTENCING**

- Probation  
  Community Control  
  Pretrial intervention or diversion  
 6 points for any violation other than new felony conviction **X** \_\_\_\_\_ each successive violation OR  
 New felony conviction = 12 points **X** \_\_\_\_\_ each successive violation if new offense results in conviction before or at same time as sentence for violation of probation OR  
 12 points **X** \_\_\_\_\_ each successive violation for a violent felony offender of special concern when the violation is not based solely on failure to pay costs, fines, or restitution OR  
 New felony conviction = 24 points **X** \_\_\_\_\_ each successive violation for a violent felony offender of special concern if new offense results in a conviction before or at the same time for violation of probation

**VII. FIREARM/SEMI-AUTOMATIC OR MACHINE GUN= 18 or 25 points**

VII. \_\_\_\_\_

**VIII. PRIOR SERIOUS FELONY= 30 points**

VIII. \_\_\_\_\_

**Subtotal Sentence Points** \_\_\_\_\_

**IX. ENHANCEMENTS (only if primary offense qualifies for enhancement)**

Specified Justice System Personnel  <input type="checkbox"/> x 1.5 <input type="checkbox"/> x 2.0 <input type="checkbox"/> x 2.5	Drug Trafficker  <input type="checkbox"/> x 1.5	Motor Vehicle Theft  <input type="checkbox"/> x 1.5	Criminal Gang Offense  <input type="checkbox"/> x 1.5	Domestic Violence in the Presence of Related Child (offenses committed on or after 03-12-07)  <input type="checkbox"/> x 1.5	Adult-on-Minor Sex Offense (offenses committed on or after 10-1-14)  <input type="checkbox"/> x 2.0
--	---	---	---	---	--

Enhanced Subtotal Sentence Points **IX.** \_\_\_\_\_

**TOTAL SENTENCE POINTS** \_\_\_\_\_

**SENTENCE COMPUTATION**

If total sentence points are less than or equal to 44, the lowest permissible sentence is any non-state prison sanction. If the total sentence points are 22 points or less, see Section 775.082(10), Florida Statutes, to determine if the court must sentence the offender to a non-state prison sanction.

If total sentence points are greater than 44:

$$\frac{\text{total sentence points}}{\text{total sentence points}} \text{ minus } 28 = \frac{\text{total sentence points}}{\text{total sentence points}} \times .75 = \frac{\text{total sentence points}}{\text{total sentence points}}$$
 Lowest permissible prison sentence in months

If total sentence points are 60 points or less than and court makes findings pursuant to both Florida Statutes 948.20 and 397.334(3), the court may place the defendant into a treatment-based drug court program.

The maximum sentence for each individual felony offense is the statutory maximum as provided in s. 775.082, F.S., unless the lowest permissible sentence listed above exceeds the statutory maximum for that offense. If the lowest permissible sentence exceeds the statutory maximum for an individual felony offense, the lowest permissible sentence replaces the statutory maximum and must be imposed for that offense. See *State v. Gabriel*, 314 So. 3d 1243 (Fla.2021). Sentences for multiple felony offenses may be imposed concurrently or consecutively. If total sentence points are greater than or equal to 363, a life sentence may be imposed.

Primary offense:		
	Description	Maximum sentence in years
Additional offense:		
	Description	Maximum sentence in years
Additional offense:		
	Description	Maximum sentence in years
Additional offense:		
	Description	Maximum sentence in years
Total maximum sentence in years for all counts above if consecutive sentence imposed:		

**TOTAL SENTENCE IMPOSED**

	Years	Months	Days
<input type="checkbox"/> State Prison	_____	_____	_____
<input type="checkbox"/> County Jail	_____	_____	_____
<input type="checkbox"/> Community Control	_____	_____	_____
<input type="checkbox"/> Probation <input type="checkbox"/> Modified	_____	_____	_____
<input type="checkbox"/> Life	_____	_____	_____
<input type="checkbox"/> Time Served	_____	_____	_____

Please check if sentenced as  Habitual Offender,  Habitual Violent Offender,  Violent Career Offender,  Prison Release Reoffender,

or a  Mandatory Minimum Applies.

Mitigated Departure  Plea Bargain  Prison Diversion Program

Other

Reason(s): \_\_\_\_\_

<b>JUDGE'S SIGNATURE</b>	
--------------------------	--

**Rule 3.992(b) Supplemental Criminal Punishment Code Scoresheet**

<b>NAME (LAST, FIRST, MI. I.)</b>	<b>DOCKET #</b>	<b>DATE OF SENTENCE</b>
-----------------------------------	-----------------	-------------------------

**X. ADDITIONAL OFFENSE(S):**

DOCKET #	FEL/MM DEGREE	F.S.#	OFFENSE LEVEL	QUALIFY: A/S/C/R	COUNTS	POINTS	TOTAL
_____	_____	_____	_____	_____	_____	_____	_____
DESCRIPTION	_____						
DESCRIPTION	_____						
DESCRIPTION	_____						
DESCRIPTION	_____						
DESCRIPTION	_____						

(Level – Points: M=0.2, 1=0.7, 2=1.2, 3=2.4, 4=3.6, 5=5.4, 6=18, 7=28, 8=37, 9=46, 10=58)

II. \_\_\_\_\_

**IV. PRIOR RECORD:**

FEL/MM DEGREE	F.S.#	OFFENSE LEVEL	QUALIFY: A/S/C/R	DESCRIPTION	NUMBER	POINTS	TOTAL
_____	_____	_____	_____	_____	X	_____	= _____
_____	_____	_____	_____	_____	X	_____	= _____
_____	_____	_____	_____	_____	X	_____	= _____
_____	_____	_____	_____	_____	X	_____	= _____
_____	_____	_____	_____	_____	X	_____	= _____
_____	_____	_____	_____	_____	X	_____	= _____

(Level – Points: M=0.2, 1=0.5, 2=0.8, 3=1.6, 4=2.4, 5=3.6, 6=9, 7=14, 8=19, 9=23, 10=29)

IV. \_\_\_\_\_

**Reasons for Departure – Mitigating Circumstances**  
(reasons may be checked here or written on the scoresheet)

- Legitimate, uncoerced plea bargain.
- The defendant was an accomplice to the offense and was a relatively minor participant in the criminal conduct.
- The capacity of the defendant to appreciate the criminal nature of the conduct or to conform that conduct to the requirements of law was substantially impaired.
- The defendant requires specialized treatment for a mental disorder that is unrelated to substance abuse or addiction, or for a physical disability, and the defendant is amenable to treatment.
- The need for payment of restitution to the victim outweighs the need for a prison sentence.
- The victim was an initiator, willing participant, aggressor, or provoker of the incident.
- The defendant acted under extreme duress or under the domination of another person.
- Before the identity of the defendant was determined, the victim was substantially compensated.
- The defendant cooperated with the State to resolve the current offense or any other offense.
- The offense was committed in an unsophisticated manner and was an isolated incident for which the defendant has shown remorse.
- At the time of the offense the defendant was too young to appreciate the consequences of the offense.
- The defendant is to be sentenced as a youthful offender.
- The defendant is amenable to the services of a post adjudicatory treatment-based drug court program and is otherwise qualified to participate in the program.
- The defendant was making a good faith effort to obtain or provide medical assistance for an individual experiencing a drug-related overdose.
- Other Reason(s):** \_\_\_\_\_

Pursuant to 921.0026(3) the defendant's substance abuse or addiction does not justify a downward departure from the lowest permissible sentence, except for the provisions of s. 921.0026(2)(m).



**FY 2022-2023 TABLE OF FREQUENTLY CHARGED OFFENSES WITH SEVERITY RANKINGS**

STATUTE (As on Digital Scoresheet)	STATUTE	SECTION	OFFENSE CODE	OFFENSE TYPE	ASI DESCRIPTION	GUIDE-LINE LEVEL	LEVEL EFFECTIVE (YYYYMM)	FELONY DEGREE
893.13(6)(A)	893.13	(6)(A)	9539	DRUGS, POSSESSION/OTHER	POSS.MARIJUANA OVR 20 GRAMS	1	199510	3
810.02(4)	810.02	-4	2200	BURGLARY, STRUCTURE	BURGUNOCCSTRUC/CV OR ATT.	4	199401	3
893.13(1)(A)1	893.13	(1)(A)1	9512	DRUGS, MANUFACTURE/SALE/PURCHASE	COCAINE-SALE/MANUF/DELIV.	5	199401	2
812.014(2)(C)1	812.014	(2)(C)1	8530	GRAND THEFT, OTHER	GRAND THEFT,300 L/5,000	2	199401	3
790.01(2)	790.01	-2	5202	WEAPONS, POSSESSION	CARRYING CONCEALED FIREARM	5	199510	3
784.021(1)(A)	784.021	(1)(A)	1317	AGGRAVATED ASSAULT	AGG ASSLT-W/WPN NO INTENT TO K	6	199401	3
812.014(2)(C)6	812.014	(2)(C)6	2404	GRAND THEFT, AUTOMOBILE	GRAND THEFT MOTOR VEHICLE	4	199401	3
812.014(3)(C)	812.014	(3)(C)	2323	OTHER THEFT/PROPERTY DAMAGE	PETIT THEFT/3RD CONVICTION	1	199401	3
812.019(1)	812.019	-1	2803	STOLEN PROPERTY	TRAFFIC IN STOLEN PROPERTY	5	199401	2
843.01	843.01		4801	RESISTING ARREST WITH VIOLENCE	RESISTING OFFICER W/VIOLEN.	5	199401	3
790.23(3)	790.23	-3	8771	WEAPONS, POSSESSION	FEL/DELI W/GUN/CONC WPN/AMMO	5	199401	2
784.03(2)	784.03	-2	1354	VIOLENT, OTHER	2+ SIMPLE BATTERY	1	200107	3
784.07	784.07		1321	ASSAULT/BATTERY ON L.E.O.	BATT.LEO/FIRFGT/EMS/ETC.	4	199401	3
784.07(2)(B)	784.07	(2)(B)	1321	ASSAULT/BATTERY ON L.E.O.	BATT.LEO/FIRFGT/EMS/ETC.	4	199401	3
322.34(2)(C)	322.34	(2)(C)	9864	TRAFFIC, OTHER	FELONY DWLSR	1	201910	3
810.02(3)(B)	810.02	(3)(B)	2222	BURGLARY, DWELLING	BURGL UNOCC DWELLING	7	201601	2
790.23	790.23		5203	WEAPONS, POSSESSION	POSS.FIREARM BY FELON			2
316.1935(2)	316.1935	-2	4920	ESCAPE	WILLFUL FLEE/ELUDE LEO	3	199810	3
817.568(2)(A)	817.568	(2)(A)	8563	FORGERY/COUNTERFEITING	FRAUD. USE OF ID LT \$75 K	4	200107	3
784.041(1)	784.041	-1	1351	VIOLENT, OTHER	FELONY BATTERY	6	199710	3
784.045(1)(A)2	784.045	(1)(A)2	1320	AGGRAVATED BATTERY	AGG BATTERY/W/DEADLY WEAPON	7	199401	2
784.041(2)	784.041	-2	1361	ASSAULT/BATTERY, OTHER	DOMESTIC BATT STRANGLE	6	200710	3
316.1935(3)(A)	316.1935	(3)(A)	4927	ESCAPE	FLEE LEO/NO REGARD	4	200407	2
827.03(2)(D)	827.03	(2)(D)	3896	ABUSE OF CHILDREN	CHILD NEGLECT	6	201210	3
893.03	893.03		9429	DRUGS, MANUFACTURE/SALE/PURCHASE	S/M/D BATHSALTS-DRUG	3	201107	3
893.13	893.13		9429	DRUGS, MANUFACTURE/SALE/PURCHASE	S/M/D BATHSALTS-DRUG	3	201107	3
316.1935(1)	316.1935	-1	9838	ESCAPE	FLEE/ELUDE LEO-MISD.			5
893.13(1)(A)2	893.13	(1)(A)2	9516	DRUGS, MANUFACTURE/SALE/PURCHASE	BARBITUATE-SALE/MAN/DEL	3	199401	3
827.03(2)(C)	827.03	(2)(C)	3897	ABUSE OF CHILDREN	WILLFUL CHILD ABUSE	6	201210	3
784.08(2)(C)	784.08	(2)(C)	1334	ASSAULT/BATTERY, OTHER	BATTERY UPON PERSON 65/OLDER	4	199510	3
810.02(3)(A)	810.02	(3)(A)	2221	BURGLARY, DWELLING	BURGL OCCUPIED DWELLING	7	201601	2
812.13(2)(C)	812.13	(2)(C)	1214	ROBBERY WITHOUT WEAPON	ROBB. NO GUN/DDLY.WPN	6	199401	2

**FY 2022-2023 TABLE OF FREQUENTLY CHARGED OFFENSES WITH SEVERITY RANKINGS**

STATUTE (As on Digital Scoresheet)	STATUTE	SECTION	OFFENSE CODE	OFFENSE TYPE	ASI DESCRIPTION	GUIDE-LINE LEVEL	LEVEL EFFECTIVE (YYYYMM)	FELONY DEGREE
812.13(2)(A)	812.13	(2)(A)	1212	ROBBERY WITH WEAPON	ROBB. GUN OR DEADLY WPN	9	199401	P
943.0435(9)	943.0435	-9	5027	CRIMINAL JUSTICE SYSTEM	SX OFFNDR FAIL COMPLY PSIA	7	200509	3
806.13(1)(B)3	806.13	(1)(B)3	2900	BURGLARY/TRESPASS, OTHER	CRIMINAL MISCHIEF/PROP.DAMAGE	2	199401	3
951.22(1)(H)	951.22	(1)(H)	4845	CRIMINAL JUSTICE SYSTEM	DRUG\ESCP\CP CB, CO DET FAC	4	201910	3
951.22(1)(J)	951.22	(1)(J)	4845	CRIMINAL JUSTICE SYSTEM	DRUG\ESCP\CP CB, CO DET FAC	4	201910	3
951.22(1)(K)	951.22	(1)(K)	4845	CRIMINAL JUSTICE SYSTEM	DRUG\ESCP\CP CB, CO DET FAC	4	201910	3
782.04(2)	782.04	-2	914	2ND DEGREE MURDER	2ND DEG.MURD,DANGEROUS ACT	10	199401	P
817.034(4)(A)3	817.034	(4)(A)3	2629	FRAUDULENT PRACTICES	ORG.FRAUD - UNDER \$20,000	3	199401	3
831.09	831.09		8551	FORGERY/COUNTERFEITING	UTTERING FORGED BILLS	2	199401	3
784.045	784.045		1322	AGGRAVATED BATTERY	AGGRAVATED BATTERY	4	199401	3
810.02(2)(A)	810.02	(2)(A)	2208	BURGLARY WITH ASSAULT	BURGLARY ASSAULT ANY PERSON	8	199401	P
810.02(2)(B)	810.02	(2)(B)	2209	BURGLARY, ARMED	BURGLARY,ARMED W/EXP. OR WEAPO	8	199401	P
316.027(2)(A)	316.027	(2)(A)	8814	LEAVE ACCIDENT WITH INJURY/DEATH	LVE CRASH OTHR THAN SER INJ	5	201407	3
790.19	790.19		5231	WEAPONS, DISCHARGING	SHOOT/THROW MISSILE-BLDG/VEH.	6	199401	2
836.1	836.1		8522	VIOLENT, OTHER	WRITTEN THREATS KILL/INJ	6	199401	2
812.014(2)(B)1	812.014	(2)(B)1	2329	GRAND THEFT, OTHER	GRAND THEFT O/20,000 L/\$100,00	6	199401	2
787.02(2)	787.02	-2	1010	KIDNAPPING	FALS.IMPRSN-NO 787.01 INT	6	199401	3
817.61	817.61		8580	FRAUDULENT PRACTICES	FRAUD-CREDIT-CARD	2	199401	3
784.082(3)	784.082	-3	1339	ASSAULT/BATTERY, OTHER	BATTERY BY DETAINEE	4	199610	3
934.215	934.215		1520	OTHER	2-WAY COMM.-COMMIT FELONY	4	200107	3
316.193(2)(B)1	316.193	(2)(B)1	8823	DUI, NO INJURY	FELONY DUI 3RD CONV.	3	200207	3
784.045(1)(B)	784.045	(1)(B)	1329	AGGRAVATED BATTERY	AGGRAV.BATTERY,VICTIM PREGNANT	7	199401	2
893.135(1)(F)1(A)	893.135	(1)(F)1(A)	9573	DRUGS, TRAFFICKING	TRAFF AMPH. 14-U/28 GRAMS	7	199401	1
316.193(2)(B)3	316.193	(2)(B)3	5406	DUI, NO INJURY	FELONY DUI 4TH/SUBS.CONV.	6	199401	3
918.13(1)(A)	918.13	(1)(A)	4802	CRIMINAL JUSTICE SYSTEM	OBSTRUCT CRIME INVESTIGATION	3	199401	3
893.135(1)(C)1A	893.135	(1)(C)1A	9571	DRUGS, TRAFFICKING	TRAFF ILL DRUGS 4-U/14 GRAMS	7	199401	1
893.13(1)(C)1	893.13	(1)(C)1	9502	DRUGS, MANUFACTURE/SALE/PURCHASE	SELL/ETC.COC/HER.1000FT SCH	7	199401	1
800.04(4)(A)1.	800.04	(4)(A)1.	1095	2ND DEGREE SEXUAL BATTERY	L&L BATT MINOR	8	201410	2
812.131(2)(B)	812.131	(2)(B)	1219	ROBBERY WITHOUT WEAPON	SUDDEN SNATCH NO WEAPON	5	199910	3
812.014(2)(C)3	812.014	(2)(C)3	8532	GRAND THEFT, OTHER	GRAND THEFT \$10K L/\$20K	4	199401	3
784.048(4)	784.048	-4	1342	AGGRAVATED STALKING	AGG.STALK-VIOL.COURT ORDER	7	199510	3
784.021(1)(B)	784.021	(1)(B)	1318	AGGRAVATED ASSAULT	AGG ASSLT-INTENT COMMIT FELONY	6	199401	3

**FY 2022-2023 TABLE OF FREQUENTLY CHARGED OFFENSES WITH SEVERITY RANKINGS**

STATUTE (As on Digital Scoresheet)	STATUTE	SECTION	OFFENSE CODE	OFFENSE TYPE	ASI DESCRIPTION	GUIDE-LINE LEVEL	LEVEL EFFECTIVE (YYYYMM)	FELONY DEGREE
827.071(5)	827.071	-5	1135	LEWD/LASCIVIOUS BEHAVIOR	POSS PHOTO ETC CHILD SEX PERF	5	200507	3
812.014(2)(C)2	812.014	(2)(C)2	8531	GRAND THEFT, OTHER	GRAND THEFT \$5KL/\$10K	3	199401	3
800.04(5)(B)	800.04	(5)(B)	3622	LEWD/LASCIVIOUS BEHAVIOR	L/L MOLEST V<12 OFF 18+	9	199910	L
893.135(1)(B)1A	893.135	(1)(B)1A	9570	DRUGS, TRAFFICKING	TRAFF COCAINE 28-U/200GR	7	199401	1
893.13(1)(E)1	893.13	(1)(E)1	9519	DRUGS, MANUFACTURE/SALE/PURCHASE	SALE COC. ETC. 1K FT.REL/BS	7	199710	1
782.07(1)	782.07	-1	910	MANSLAUGHTER	HOMICIDE,MANSL.CUL.NEGLI	7	199401	2
810.02(3)	810.02	-3	1384	BURGLARY WITH ASSAULT	BURGLARY A/B - RIOT / SOE	7	202104	1
893.135(1)(F)1(B)	893.135	(1)(F)1(B)	9583	DRUGS, TRAFFICKING	TRAFF AMPH. 28-U/200 GR	8	199401	1
794.011(2)	794.011	-2	1121	LIFE SEXUAL BATTERY	SEX BAT BY JUVEN/VCTM UNDER 12	9	199401	L
784.048(3)	784.048	-3	1341	AGGRAVATED STALKING	AGG.STALK-CREDIBLE THREAT	6	199510	3
794.011(8)(B)	794.011	(8)(B)	1142	1ST DEGREE SEXUAL BATTERY	SEX BAT/MINOR,FAM/CUST AUTH	9	199706	P
794.011(8)(B)	794.011	(8)(B)	1142	1ST DEGREE SEXUAL BATTERY	SEX BAT/MINOR,FAM/CUST AUTH	9	199706	P
784.07(2)(C)	784.07	(2)(C)	1328	ASSAULT/BATTERY ON L.E.O.	AGG.ASSLT/LEO/FIREFGT/EMS/ETC.	6	199401	2
828.12(2)	828.12	-2	3934	OTHER	AGG ANIMAL CRUELTY	5	201810	3
322.341	322.341		8809	TRAFFIC, OTHER	DRV W/LIC PERM REVOKED	1	199807	3
893.135(1)(C)4.A.	893.135	(1)(C)4.A.	9465	DRUGS, TRAFFICKING	TRAFFICK IN FENTANYL 4-13G	7	201710	1
893.135(1)(C)4.B.I.	893.135	(1)(C)4.B.I.	9465	DRUGS, TRAFFICKING	TRAFFICK IN FENTANYL 4-13G	7	201710	1
812.13(2)(B)	812.13	(2)(B)	1213	ROBBERY WITH WEAPON	ROBB. WPN-NOT DEADLY	8	199401	1
812.014(2)(C)5	812.014	(2)(C)5	2320	GRAND THEFT, OTHER	GRAND THEFT FIREARM	4	199401	3
827.03(2)(A)	827.03	(2)(A)	3826	ABUSE OF CHILDREN	AGGRAVATED CHILD ABUSE	9	201210	1
782.04(1)	782.04	-1	913	CAPITAL MURDER	1ST DG MUR/PREMED. OR ATT.	98	199401	C
810.02(3)(C)	810.02	(3)(C)	2210	BURGLARY, STRUCTURE	BURG/N/ASSLT/OCC.STRUCT.	6	199401	2
944.4	944.4		8731	ESCAPE	ESCAPE	6	199401	2
316.193(3)(C)3	316.193	(3)(C)3	8821	DUI MANSLAUGHTER	DUI MANSLAUGHTER	8	199401	2
817.52(3)	817.52	-3	8641	FRAUDULENT PRACTICES	FAIL TO RETURN RENTED VEH.	2	199401	3
316.193(3)(C)2	316.193	(3)(C)2	5404	DUI, INJURY	DUI,CAUSE SERIOUS BODILY INJRY	7	199401	3
951.22(1)(I)	951.22	(1)(I)	4844	CRIMINAL JUSTICE SYSTEM	WPN CONTRA, CO DETENTN FAC	6	201910	3
316.1935(4)(A)	316.1935	(4)(A)	4926	ESCAPE	AGG.FLEE/ELUDE LEO	5	200407	2
414.39(5)(B)	414.39	(5)(B)	2550	FRAUDULENT PRACTICES	PUB ASST FRAUD \$200<\$20K	1	201410	3
847.0135(4)	847.0135	-4	1156	LEWD/LASCIVIOUS BEHAVIOR	TRVL MET MINOR INTERNET SO,L&L	7	200707	2
918.13(2)(a)	918.13	(2)(a)	4795	CRIMINAL JUSTICE SYSTEM	MAKE FALSE REPORT	3	202210	3
322.34	322.34		9813	TRAFFIC, OTHER	DRIVE W/LIC. S/R/C/D-MISD.			5

**FY 2022-2023 TABLE OF FREQUENTLY CHARGED OFFENSES WITH SEVERITY RANKINGS**

STATUTE (As on Digital Scoresheet)	STATUTE	SECTION	OFFENSE CODE	OFFENSE TYPE	ASI DESCRIPTION	GUIDE-LINE LEVEL	LEVEL EFFECTIVE (YYYYMM)	FELONY DEGREE
951.22(1)	951.22	-1	4827	CRIMINAL JUSTICE SYSTEM	CONTRABAND, CO DETENTN FAC	6	199401	3
943.0435	943.0435		5047	CRIMINAL JUSTICE SYSTEM	SX.OFNDR.RE-REGISTR.VIOL.	7	200509	3
944.607	944.607		5047	CRIMINAL JUSTICE SYSTEM	SX.OFNDR.RE-REGISTR.VIOL.	7	200509	3
316.027(2)(B)	316.027	(2)(B)	8815	LEAVE ACCIDENT WITH INJURY/DEATH	LEAVE CRASH W/SERIOUS INJ	6	201407	2
784.03	784.03		9816	VIOLENT, OTHER	SIMPLEBATTERY-MISD			5
810.02(3)(D)	810.02	(3)(D)	2223	BURGLARY, DWELLING	BURGL OCCUPIED CONVEYANCE	7	201601	2
806.01(2)	806.01	-2	2011	ARSON	ARSON,WILLFUL DAMA.STRUCT.	7	199401	2
893.135(1)(K)1A	893.135	(1)(K)1A	9448	DRUGS, TRAFFICKING	TRAFF.MDMA,PHEN 10-U/200 GR	7	200010	1
943.0435(4)(D)	943.0435	(4)(D)	1049	CRIMINAL JUSTICE SYSTEM	SEX OFF, TRANS NO REP	7	201410	3
800.04(6)(B)	800.04	(6)(B)	3626	LEWD/LASCIVIOUS BEHAVIOR	L/L CONDUCT V<16 OFF 18+	6	199910	2

## 921.0022 Criminal Punishment Code; offense severity ranking chart.—

(1) The offense severity ranking chart must be used with the Criminal Punishment Code worksheet to compute a sentence score for each felony offender whose offense was committed on or after October 1, 1998.

(2) The offense severity ranking chart has 10 offense levels, ranked from least severe, which are level 1 offenses, to most severe, which are level 10 offenses, and each felony offense is assigned to a level according to the severity of the offense. For purposes of determining which felony offenses are specifically listed in the offense severity ranking chart and which severity level has been assigned to each of these offenses, the numerical statutory references in the left column of the chart and the felony degree designations in the middle column of the chart are controlling; the language in the right column of the chart is provided solely for descriptive purposes. Reclassification of the degree of the felony through the application of s. 775.0845, s. 775.085, s. 775.0861, s. 775.0862, s. 775.0863, s. 775.087, s. 775.0875, s. 794.023, or any other law that provides an enhanced penalty for a felony offense, to any offense listed in the offense severity ranking chart in this section shall not cause the offense to become unlisted and is not subject to the provisions of s. 921.0023.

### (3) OFFENSE SEVERITY RANKING CHART

#### (a) LEVEL 1

Florida Statute	Felony Degree	Description
<u>24.118(3)(a)</u>	3rd	Counterfeit or altered state lottery ticket.
<u>104.0616(2)</u>	3rd	Unlawfully distributing, ordering, requesting, collecting, delivering, or possessing vote-by-mail ballots.
<u>212.054(2)(b)</u>	3rd	Discretionary sales surtax; limitations, administration, and collection.
<u>212.15(2)(b)</u>	3rd	Failure to remit sales taxes, amount \$1,000 or more but less than \$20,000.
<u>316.1935(1)</u>	3rd	Fleeing or attempting to elude law enforcement officer.
<u>319.30(5)</u>	3rd	Sell, exchange, give away certificate of title or identification number plate.
<u>319.35(1)(a)</u>	3rd	Tamper, adjust, change, etc., an odometer.
<u>320.26(1)(a)</u>	3rd	Counterfeit, manufacture, or sell registration license plates or validation stickers.
<u>322.212</u>	3rd	Possession of forged, stolen, counterfeit, or unlawfully issued driver license;
(1)(a)-(c)		possession of simulated identification.
<u>322.212(4)</u>	3rd	Supply or aid in supplying unauthorized driver license or identification card.
<u>322.212(5)(a)</u>	3rd	False application for driver license or identification card.
<u>414.39(3)(a)</u>	3rd	Fraudulent misappropriation of public assistance funds by employee/official, value more than \$200.
<u>443.071(1)</u>	3rd	False statement or representation to obtain or increase reemployment assistance benefits.
<u>509.151(1)</u>	3rd	Defraud an innkeeper, food or lodging value \$1,000 or more.
<u>517.302(1)</u>	3rd	Violation of the Florida Securities and Investor Protection Act.
<u>713.69</u>	3rd	Tenant removes property upon which lien has accrued, value \$1,000 or more.
<u>812.014(3)(c)</u>	3rd	Petit theft (3rd conviction); theft of any property not specified in subsection (2).
<u>815.04(4)(a)</u>	3rd	Offense against intellectual property (i.e., computer programs, data).
<u>817.52(2)</u>	3rd	Hiring with intent to defraud, motor vehicle services.
<u>817.569(2)</u>	3rd	Use of public record or public records information or providing false information to facilitate commission of a felony.
<u>826.01</u>	3rd	Bigamy.
<u>828.122(3)</u>	3rd	Fighting or baiting animals.
<u>831.04(1)</u>	3rd	Any erasure, alteration, etc., of any replacement deed, map, plat, or other document listed in s. 92.28.
<u>831.31(1)(a)</u>	3rd	Sell, deliver, or possess counterfeit controlled substances, all but s. 893.03(5) drugs.
<u>832.041(1)</u>	3rd	Stopping payment with intent to defraud \$150 or more.
<u>832.05(2)(b) &amp; (4)(c)</u>	3rd	Knowing, making, issuing worthless checks \$150 or more or obtaining property in return for worthless check \$150 or more.
<u>838.15(2)</u>	3rd	Commercial bribe receiving.
<u>838.16</u>	3rd	Commercial bribery.

<u>843.18</u>	3rd	Fleeing by boat to elude a law enforcement officer.
<u>847.011(1)(a)</u>	3rd	Sell, distribute, etc., obscene, lewd, etc., material (2nd conviction).
<u>849.09(1)(a)-(d)</u>	3rd	Lottery; set up, promote, etc., or assist therein, conduct or advertise drawing for prizes, or dispose of property or money by means of lottery.
<u>849.23</u>	3rd	Gambling-related machines; "common offender" as to property rights.
<u>849.25(2)</u>	3rd	Engaging in bookmaking.
<u>860.08</u>	3rd	Interfere with a railroad signal.
<u>860.13(1)(a)</u>	3rd	Operate aircraft while under the influence.
<u>893.13(2)(a)2.</u>	3rd	Purchase of cannabis.
<u>893.13(6)(a)</u>	3rd	Possession of cannabis (more than 20 grams).
<u>934.03(1)(a)</u>	3rd	Intercepts, or procures any other person to intercept, any wire or oral communication.

**(b) LEVEL 2**

<b>Florida Statute</b>	<b>Felony Degree</b>	<b>Description</b>
<u>379.2431(1)(e)3.</u>	3rd	Possession of 11 or fewer marine turtle eggs in violation of the Marine Turtle Protection Act.
<u>379.2431(1)(e)4.</u>	3rd	Possession of more than 11 marine turtle eggs in violation of the Marine Turtle Protection Act.
<u>403.413(6)(c)</u>	3rd	Dumps waste litter exceeding 500 lbs. in weight or 100 cubic feet in volume or any quantity for commercial purposes, or hazardous waste.
<u>517.07(2)</u>	3rd	Failure to furnish a prospectus meeting requirements.
<u>590.28(1)</u>	3rd	Intentional burning of lands.
<u>784.03(3)</u>	3rd	Battery during a riot or an aggravated riot.
<u>784.05(3)</u>	3rd	Storing or leaving a loaded firearm within reach of minor who uses it to inflict injury or death.
<u>787.04(1)</u>	3rd	In violation of court order, take, entice, etc., minor beyond state limits.
<u>806.13(1)(b)3.</u>	3rd	Criminal mischief; damage \$1,000 or more to public communication or any other public service.
<u>806.13(3)</u>	3rd	Criminal mischief; damage of \$200 or more to a memorial or historic property.
<u>810.061(2)</u>	3rd	Impairing or impeding telephone or power to a dwelling; facilitating or furthering burglary.
<u>810.09(2)(e)</u>	3rd	Trespassing on posted commercial horticulture property.
<u>812.014(2)(c)1</u>	3rd	Grand theft, 3rd degree; \$750 or more but less than \$5,000.
<u>812.014(2)(d)</u>	3rd	Grand theft, 3rd degree; \$100 or more but less than \$750, taken from unenclosed curtilage of dwelling.
<u>812.015(7)</u>	3rd	Possession, use, or attempted use of an antishoplifting or inventory control device countermeasure.
<u>817.234(1)(a)2</u>	3rd	False statement in support of insurance claim.
<u>817.481(3)(a)</u>	3rd	Obtain credit or purchase with false, expired, counterfeit, etc., credit card, value over \$300.
<u>817.52(3)</u>	3rd	Failure to redeliver hired vehicle.
<u>817.54</u>	3rd	With intent to defraud, obtain mortgage note, etc., by false representation.
<u>817.60(5)</u>	3rd	Dealing in credit cards of another.
<u>817.60(6)(a)</u>	3rd	Forgery; purchase goods, services with false card.
<u>817.61</u>	3rd	Fraudulent use of credit cards over \$100 or more within 6 months.
<u>826.04</u>	3rd	Knowingly marries or has sexual intercourse with person to whom related.
<u>831.01</u>	3rd	Forgery.
<u>831.02</u>	3rd	Uttering forged instrument; utters or publishes alteration with intent to defraud.
<u>831.07</u>	3rd	Forging bank bills, checks, drafts, or promissory notes.
<u>831.08</u>	3rd	Possessing 10 or more forged notes, bills, checks, or drafts.
<u>831.09</u>	3rd	Uttering forged notes, bills, checks, drafts, or promissory notes.
<u>831.11</u>	3rd	Bringing into the state forged bank bills, checks, drafts, or notes.

<u>832.05(3)(a)</u>	3rd	Cashing or depositing item with intent to defraud.
<u>843.01(2)</u>	3rd	Resist police canine or police horse with violence; under certain circumstances.
<u>843.08</u>	3rd	False personation.
<u>843.19(3)</u>	3rd	Touch or strike police, fire, SAR canine or police horse.
<u>893.13(2)(a)2.</u>	3rd	Purchase of any s. 893.03(1)(c), (2)(c)1., (2)(c)2., (2)(c)3., (2)(c)6., (2)(c)7., (2)(c)8., (2)(c)9., (2)(c)10., (3), or (4) drugs other than cannabis.
<u>893.147(2)</u>	3rd	Manufacture or delivery of drug paraphernalia.

**(c) LEVEL 3**

<b>Florida Statute</b>	<b>Felony Degree</b>	<b>Description</b>
<u>119.10(2)(b)</u>	3rd	Unlawful use of confidential information from police reports.
<u>316.066</u> (3)(b)-(d)	3rd	Unlawfully obtaining or using confidential crash reports.
<u>316.193(2)(b)</u>	3rd	Felony DUI, 3rd conviction.
<u>316.1935(2)</u>	3rd	Fleeing or attempting to elude law enforcement officer in patrol vehicle with siren and lights activated.
<u>319.30(4)</u>	3rd	Possession by junkyard of motor vehicle with identification number plate removed.
<u>319.33(1)(a)</u>	3rd	Alter or forge any certificate of title to a motor vehicle or mobile home.
<u>319.33(1)(c)</u>	3rd	Procure or pass title on stolen vehicle.
<u>319.33(4)</u>	3rd	With intent to defraud, possess, sell, etc., a blank, forged, or unlawfully obtained title or registration.
<u>327.35(2)(b)</u>	3rd	Felony BUI.
<u>328.05(2)</u>	3rd	Possess, sell, or counterfeit fictitious, stolen, or fraudulent titles or bills of sale of vessels.
<u>328.07(4)</u>	3rd	Manufacture, exchange, or possess vessel with counterfeit or wrong ID number.
<u>376.302(5)</u>	3rd	Fraud related to reimbursement for cleanup expenses under the Inland Protection Trust Fund.
<u>379.2431</u> (1)(e)5.	3rd	Taking, disturbing, mutilating, destroying, causing to be destroyed, transferring, selling, offering to sell, molesting, or harassing marine turtles, marine turtle eggs, or
<u>379.2431</u> (1)(e)6.	3rd	Possessing any marine turtle species or hatchling, or parts thereof, or the nest of any marine turtle species described in the Marine Turtle Protection Act.
<u>379.2431</u> (1)(e)7.	3rd	Soliciting to commit or conspiring to commit a violation of the Marine Turtle Protection Act.
<u>400.9935(4)(a)</u> or (b)	3rd	Operating a clinic, or offering services requiring licensure, without a license.
<u>400.9935(4)(e)</u>	3rd	Filing a false license application or other required information or failing to report information.
<u>440.1051(3)</u>	3rd	False report of workers' compensation fraud or retaliation for making such a report.
<u>501.001(2)(b)</u>	2nd	Tampers with a consumer product or the container using materially false/misleading information.
<u>624.401(4)(a)</u>	3rd	Transacting insurance without a certificate of authority.
<u>624.401(4)(b)1</u>	3rd	Transacting insurance without a certificate of authority; premium collected less than \$20,000.
<u>626.902(1)(a)</u> &(b)	3rd	Representing an unauthorized insurer.
<u>697.08</u>	3rd	Equity skimming.
<u>790.15(3)</u>	3rd	Person directs another to discharge firearm from a vehicle.
<u>794.053</u>	3rd	Lewd or lascivious written solicitation of a person 16 or 17 years of age by a person 24 years of age or older.
<u>806.10(1)</u>	3rd	Maliciously injure, destroy, or interfere with vehicles or equipment used in firefighting.
<u>806.10(2)</u>	3rd	Interferes with or assaults firefighter in performance of duty.
<u>810.09(2)(c)</u>	3rd	Trespass on property other than structure or conveyance armed with firearm or dangerous weapon.

<u>812.014(2)(c)2</u>	3rd	Grand theft; \$5,000 or more but less than \$10,000.
<u>812.0145(2)(c)</u>	3rd	Theft from person 65 years of age or older; \$300 or more but less than \$10,000.
<u>812.015(8)(b)</u>	3rd	Retail theft with intent to sell; conspires with others.
<u>812.081(2)</u>	3rd	Theft of a trade secret.
<u>815.04(4)(b)</u>	2nd	Computer offense devised to defraud or obtain property.
<u>817.034(4)(a)3</u>	3rd	Engages in scheme to defraud (Florida Communications Fraud Act), property valued at less than \$20,000.
<u>817.233</u>	3rd	Burning to defraud insurer.
<u>817.234</u>	3rd	Unlawful solicitation of persons involved in motor vehicle accidents.
(8)(b) & (c)		
<u>817.234(11)(a)</u>	3rd	Insurance fraud; property value less than \$20,000.
<u>817.236</u>	3rd	Filing a false motor vehicle insurance application.
<u>817.2361</u>	3rd	Creating, marketing, or presenting a false or fraudulent motor vehicle insurance card.
<u>817.413(2)</u>	3rd	Sale of used goods of \$1,000 or more as new.
<u>817.49(2)(b)1.</u>	3rd	Willful making of a false report of a crime causing great bodily harm, permanent disfigurement, or permanent disability.
<u>831.28(2)(a)</u>	3rd	Counterfeiting a payment instrument with intent to defraud or possessing a counterfeit payment instrument with intent to defraud.
<u>831.29</u>	2nd	Possession of instruments for counterfeiting driver licenses or identification cards.
<u>836.13(2)</u>	3rd	Person who promotes an altered sexual depiction of an identifiable person without consent.
<u>838.021(3)(b)</u>	3rd	Threatens unlawful harm to public servant.
<u>860.15(3)</u>	3rd	Overcharging for repairs and parts.
<u>870.01(2)</u>	3rd	Riot.
<u>870.01(4)</u>	3rd	Inciting a riot.
<u>893.13(1)(a)2.</u>	3rd	Sell, manufacture, or deliver cannabis (or other s. 893.03(1)(c), (2)(c)1., (2)(c)2., (2)(c)3., (2)(c)6., (2)(c)7., (2)(c)8., (2)(c)9., (2)(c)10., (3), or (4) drugs).
<u>893.13(1)(d)2.</u>	2nd	Sell, manufacture, or deliver s. 893.03(1)(c), (2)(c)1., (2)(c)2., (2)(c)3., (2)(c)6., (2)(c)7., (2)(c)8., (2)(c)9., (2)(c)10., (3), or (4) drugs within 1,000 feet of university.
<u>893.13(1)(f)2.</u>	2nd	Sell, manufacture, or deliver s. 893.03(1)(c), (2)(c)1., (2)(c)2., (2)(c)3., (2)(c)6., (2)(c)7., (2)(c)8., (2)(c)9., (2)(c)10., (3), or (4) drugs within 1,000 feet of public housing facility.
<u>893.13(4)(c)</u>	3rd	Use or hire of minor; deliver to minor other controlled substances.
<u>893.13(6)(a)</u>	3rd	Possession of any controlled substance other than felony possession of cannabis.
<u>893.13(7)(a)8.</u>	3rd	Withhold information from practitioner regarding previous receipt of or prescription for a controlled substance.
<u>893.13(7)(a)9.</u>	3rd	Obtain or attempt to obtain controlled substance by fraud, forgery, misrepresentation, etc.
<u>893.13(7)(a)10</u>	3rd	Affix false or forged label to package of controlled substance.
<u>893.13(7)(a)11</u>	3rd	Furnish false or fraudulent material information on any document or record required by chapter 893.
<u>893.13(8)(a)1.</u>	3rd	Knowingly assist a patient, other person, or owner of an animal in obtaining a controlled substance through deceptive, untrue, or fraudulent representations in or related to the practitioner's practice.
<u>893.13(8)(a)2.</u>	3rd	Employ a trick or scheme in the practitioner's practice to assist a patient, other person, or owner of an animal in obtaining a controlled substance.
<u>893.13(8)(a)3.</u>	3rd	Knowingly write a prescription for a controlled substance for a fictitious person.
<u>893.13(8)(a)4.</u>	3rd	Write a prescription for a controlled substance for a patient, other person, or an animal if the sole purpose of writing the prescription is a monetary benefit for the practitioner.
<u>918.13(1)</u>	3rd	Tampering with or fabricating physical evidence.
<u>944.47</u>	3rd	Introduce contraband to correctional facility.
(1)(a)1. & 2.		
<u>944.47(1)(c)</u>	2nd	Possess contraband while upon the grounds of a correctional institution.



985.721 3rd Escapes from a juvenile facility (secure detention or residential commitment facility).

<b>(d) LEVEL 4</b>		
<b>Florida Statute</b>	<b>Felony Degree</b>	<b>Description</b>
<u>316.1935(3)(a)</u>	2nd	Driving at high speed or with wanton disregard for safety while fleeing or attempting to elude law enforcement officer who is in a patrol vehicle with siren and lights activated.
<u>499.0051(1)</u>	3rd	Failure to maintain or deliver transaction history, transaction information, or transaction statements.
<u>499.0051(5)</u>	2nd	Knowing sale or delivery, or possession with intent to sell, contraband prescription drugs.
<u>517.07(1)</u>	3rd	Failure to register securities.
<u>517.12(1)</u>	3rd	Failure of dealer or associated person of a dealer of securities to register.
<u>784.031</u>	3rd	Battery by strangulation.
<u>784.07(2)(b)</u>	3rd	Battery of law enforcement officer, firefighter, etc.
<u>784.074(1)(c)</u>	3rd	Battery of sexually violent predators facility staff.
<u>784.075</u>	3rd	Battery on detention or commitment facility staff.
<u>784.078</u>	3rd	Battery of facility employee by throwing, tossing, or expelling certain fluids or materials.
<u>784.08(2)(c)</u>	3rd	Battery on a person 65 years of age or older.
<u>784.081(3)</u>	3rd	Battery on specified official or employee.
<u>784.082(3)</u>	3rd	Battery by detained person on visitor or other detainee.
<u>784.083(3)</u>	3rd	Battery on code inspector.
<u>784.085</u>	3rd	Battery of child by throwing, tossing, projecting, or expelling certain fluids or materials.
<u>787.03(1)</u>	3rd	Interference with custody; wrongly takes minor from appointed guardian.
<u>787.04(2)</u>	3rd	Take, entice, or remove child beyond state limits with criminal intent pending custody proceedings.
<u>787.04(3)</u>	3rd	Carrying child beyond state lines with criminal intent to avoid producing child at custody hearing or delivering to designated person.
<u>787.07</u>	3rd	Human smuggling.
<u>790.115(1)</u>	3rd	Exhibiting firearm or weapon within 1,000 feet of a school.
<u>790.115(2)(b)</u>	3rd	Possessing electric weapon or device, destructive device, or other weapon on school property.
<u>790.115(2)(c)</u>	3rd	Possessing firearm on school property.
<u>794.051(1)</u>	3rd	Indecent, lewd, or lascivious touching of certain minors.
<u>800.04(7)(c)</u>	3rd	Lewd or lascivious exhibition; offender less than 18 years.
<u>806.135</u>	2nd	Destroying or demolishing a memorial or historic property.
<u>810.02(4)(a)</u>	3rd	Burglary, or attempted burglary, of an unoccupied structure; unarmed; no assault or battery.
<u>810.02(4)(b)</u>	3rd	Burglary, or attempted burglary, of an unoccupied conveyance; unarmed; no assault or battery.
<u>810.06</u>	3rd	Burglary; possession of tools.
<u>810.08(2)(c)</u>	3rd	Trespass on property, armed with firearm or dangerous weapon.
<u>812.014(2)(c)3</u>	3rd	Grand theft, 3rd degree \$10,000 or more but less than \$20,000.
<u>812.014</u> (2)(c)4. & 6.-10.	3rd	Grand theft, 3rd degree; specified items.
<u>812.0195(2)</u>	3rd	Dealing in stolen property by use of the Internet; property stolen \$300 or more.
<u>817.505(4)(a)</u>	3rd	Patient brokering.
<u>817.563(1)</u>	3rd	Sell or deliver substance other than controlled substance agreed upon, excluding s. 893.03(5) drugs.
<u>817.568(2)(a)</u>	3rd	Fraudulent use of personal identification information.

<u>817.5695(3)(c)</u>	3rd	Exploitation of person 65 years of age or older, value less than \$10,000.
<u>817.625(2)(a)</u>	3rd	Fraudulent use of scanning device, skimming device, or reencoder.
<u>817.625(2)(c)</u>	3rd	Possess, sell, or deliver skimming device.
<u>828.125(1)</u>	2nd	Kill, maim, or cause great bodily harm or permanent breeding disability to any registered horse or cattle.
<u>836.14(2)</u>	3rd	Person who commits theft of a sexually explicit image with intent to promote it.
<u>836.14(3)</u>	3rd	Person who willfully possesses a sexually explicit image with certain knowledge, intent, and purpose.
<u>837.02(1)</u>	3rd	Perjury in official proceedings.
<u>837.021(1)</u>	3rd	Make contradictory statements in official proceedings.
<u>838.022</u>	3rd	Official misconduct.
<u>839.13(2)(a)</u>	3rd	Falsifying records of an individual in the care and custody of a state agency.
<u>839.13(2)(c)</u>	3rd	Falsifying records of the Department of Children and Families.
<u>843.021</u>	3rd	Possession of a concealed handcuff key by a person in custody.
<u>843.025</u>	3rd	Deprive law enforcement, correctional, or correctional probation officer of means of protection or communication.
<u>843.15(1)(a)</u>	3rd	Failure to appear while on bail for felony (bond estreature or bond jumping).
<u>843.19(2)</u>	2nd	Injure, disable, or kill police, fire, or SAR canine or police horse.
<u>847.0135(5)(c)</u>	3rd	Lewd or lascivious exhibition using computer; offender less than 18 years.
<u>870.01(3)</u>	2nd	Aggravated rioting.
<u>870.01(5)</u>	2nd	Aggravated inciting a riot.
<u>874.05(1)(a)</u>	3rd	Encouraging or recruiting another to join a criminal gang.
<u>893.13(2)(a)1.</u>	2nd	Purchase of cocaine (or other s. 893.03(1)(a), (b), or (d), (2)(a), (2)(b), or (2)(c)5. drugs).
<u>914.14(2)</u>	3rd	Witnesses accepting bribes.
<u>914.22(1)</u>	3rd	Force, threaten, etc., witness, victim, or informant.
<u>914.23(2)</u>	3rd	Retaliation against a witness, victim, or informant, no bodily injury.
<u>916.1085</u>	3rd	Introduction of specified contraband into certain DCF facilities.
<u>(2)(c)1.</u>		
<u>918.12</u>	3rd	Tampering with jurors.
<u>934.215</u>	3rd	Use of two-way communications device to facilitate commission of a crime.
<u>944.47(1)(a)6.</u>	3rd	Introduction of contraband (cellular telephone or other portable communication device) into correctional institution.
<u>951.22(1)(h),</u>	3rd	Intoxicating drug, instrumentality or other device to aid escape, or cellular telephone
<u>(j) &amp; (k)</u>		or other portable communication device introduced into county detention facility.

**(e) LEVEL 5**

<b>Florida Statute</b>	<b>Felony Degree</b>	<b>Description</b>
<u>316.027(2)(a)</u>	3rd	Accidents involving personal injuries other than serious bodily injury, failure to stop; leaving scene.
<u>316.1935(4)(a)</u>	2nd	Aggravated fleeing or eluding.
<u>316.80(2)</u>	2nd	Unlawful conveyance of fuel; obtaining fuel fraudulently.
<u>322.34(6)</u>	3rd	Careless operation of motor vehicle with suspended license, resulting in death or serious bodily injury.
<u>327.30(5)</u>	3rd	Vessel accidents involving personal injury; leaving scene.
<u>379.365(2)(c)1</u>	3rd	Violation of rules relating to: willful molestation of stone crab traps, lines, or buoys; illegal bartering, trading, or sale, conspiring or aiding in such barter, trade, or sale, or supplying, agreeing to supply, aiding in supplying, or giving away stone crab trap tags or certificates; making, altering, forging, counterfeiting, or reproducing stone crab trap tags; possession of forged, counterfeit, or imitation stone crab trap tags; and engaging in the commercial harvest of stone crabs while license is suspended or revoked
<u>379.367(4)</u>	3rd	Willful molestation of a commercial harvester's spiny lobster trap, line, or buoy.

<u>379.407(5)(b)3</u>	3rd	Possession of 100 or more undersized spiny lobsters.
<u>381.0041(11)(b)</u>	3rd	Donate blood, plasma, or organs knowing HIV positive.
<u>440.10(1)(g)</u>	2nd	Failure to obtain workers' compensation coverage.
<u>440.105(5)</u>	2nd	Unlawful solicitation for the purpose of making workers' compensation claims.
<u>440.381(2)</u>	3rd	Submission of false, misleading, or incomplete information with the purpose of avoiding or reducing workers' compensation premiums.
<u>624.401(4)(b)2</u>	2nd	Transacting insurance without a certificate or authority; premium collected \$20,000 or more but less than \$100,000.
<u>626.902(1)(c)</u>	2nd	Representing an unauthorized insurer; repeat offender.
<u>790.01(3)</u>	3rd	Unlawful carrying of a concealed firearm.
<u>790.162</u>	2nd	Threat to throw or discharge destructive device.
<u>790.163(1)</u>	2nd	False report of bomb, explosive, weapon of mass destruction, or use of firearms in violent manner.
<u>790.221(1)</u>	2nd	Possession of short-barreled shotgun or machine gun.
<u>790.23</u>	2nd	Felons in possession of firearms, ammunition, or electronic weapons or devices.
<u>796.05(1)</u>	2nd	Live on earnings of a prostitute; 1st offense.
<u>800.04(6)(c)</u>	3rd	Lewd or lascivious conduct; offender less than 18 years of age.
<u>800.04(7)(b)</u>	2nd	Lewd or lascivious exhibition; offender 18 years of age or older.
<u>806.111(1)</u>	3rd	Possess, manufacture, or dispense fire bomb with intent to damage any structure or property.
<u>812.0145(2)(b)</u>	2nd	Theft from person 65 years of age or older; \$10,000 or more but less than \$50,000.
<u>812.015</u>	3rd	Retail theft; property stolen is valued at \$750 or more and one or more specified acts.
(8)(a) & (c)-(e)		
<u>812.015(8)(f)</u>	3rd	Retail theft; multiple thefts within specified period.
<u>812.019(1)</u>	2nd	Stolen property; dealing in or trafficking in.
<u>812.081(3)</u>	2nd	Trafficking in trade secrets.
<u>812.131(2)(b)</u>	3rd	Robbery by sudden snatching.
<u>812.16(2)</u>	3rd	Owning, operating, or conducting a chop shop.
<u>817.034(4)(a)2</u>	2nd	Communications fraud, value \$20,000 to \$50,000.
<u>817.234(11)(b)</u>	2nd	Insurance fraud; property value \$20,000 or more but less than \$100,000.
<u>817.2341(1), (2)(a) &amp; (3)(a)</u>	3rd	Filing false financial statements, making false entries of material fact or false statements regarding property values relating to the solvency of an insuring entity.
<u>817.568(2)(b)</u>	2nd	Fraudulent use of personal identification information; value of benefit, services received, payment avoided, or amount of injury or fraud, \$5,000 or more or use of personal identification information of 10 or more persons.
<u>817.611(2)(a)</u>	2nd	Traffic in or possess 5 to 14 counterfeit credit cards or related documents.
<u>817.625(2)(b)</u>	2nd	Second or subsequent fraudulent use of scanning device, skimming device, or reencoder.
<u>825.1025(4)</u>	3rd	Lewd or lascivious exhibition in the presence of an elderly person or disabled adult.
<u>827.071(4)</u>	2nd	Possess with intent to promote any photographic material, motion picture, etc., which includes child pornography.
<u>827.071(5)</u>	3rd	Possess, control, or intentionally view any photographic material, motion picture, etc., which includes child pornography.
<u>828.12(2)</u>	3rd	Tortures any animal with intent to inflict intense pain, serious physical injury, or death.
<u>836.14(4)</u>	2nd	Person who willfully promotes for financial gain a sexually explicit image of an identifiable person without consent.
<u>839.13(2)(b)</u>	2nd	Falsifying records of an individual in the care and custody of a state agency involving great bodily harm or death.
<u>843.01(1)</u>	3rd	Resist officer with violence to person; resist arrest with violence.
<u>847.0135(5)(b)</u>	2nd	Lewd or lascivious exhibition using computer; offender 18 years or older.
<u>847.0137</u>	3rd	Transmission of pornography by electronic device or equipment.
(2) & (3)		

<u>847.0138</u> (2) & (3)	3rd	Transmission of material harmful to minors to a minor by electronic device or equipment.
<u>874.05(1)(b)</u>	2nd	Encouraging or recruiting another to join a criminal gang; second or subsequent offense.
<u>874.05(2)(a)</u>	2nd	Encouraging or recruiting person under 13 years of age to join a criminal gang.
<u>893.13(1)(a)1.</u>	2nd	Sell, manufacture, or deliver cocaine (or other s. 893.03(1)(a), (1)(b), (1)(d), (2)(a), (2)(b), or (2)(c)5. drugs).
<u>893.13(1)(c)2.</u>	2nd	Sell, manufacture, or deliver cannabis (or other s. 893.03(1)(c), (2)(c)1., (2)(c)2., (2)(c)3., (2)(c)6., (2)(c)7., (2)(c)8., (2)(c)9., (2)(c)10., (3), or (4) drugs) within 1,000 feet of a child care facility, school, or state, county, or municipal park or publicly owned recreational facility or community center.
<u>893.13(1)(d)1.</u>	1st	Sell, manufacture, or deliver cocaine (or other s. 893.03(1)(a), (1)(b), (1)(d), (2)(a), (2)(b), or (2)(c)5. drugs) within 1,000 feet of university.
<u>893.13(1)(e)2.</u>	2nd	Sell, manufacture, or deliver cannabis or other drug prohibited under s. 893.03(1)(c), (2)(c)1., (2)(c)2., (2)(c)3., (2)(c)6., (2)(c)7., (2)(c)8., (2)(c)9., (2)(c)10., (3), or (4) within 1,000 feet of property used for religious services or a specified business site.
<u>893.13(1)(f)1.</u>	1st	Sell, manufacture, or deliver cocaine (or other s. 893.03(1)(a), (1)(b), (1)(d), or (2)(a), (2)(b), or (2)(c)5. drugs) within 1,000 feet of public housing facility.
<u>893.13(4)(b)</u>	2nd	Use or hire of minor; deliver to minor other controlled substance.
<u>893.1351(1)</u>	3rd	Ownership, lease, or rental for trafficking in or manufacturing of controlled substance.

**(f) LEVEL 6**

<b>Florida Statute</b>	<b>Felony Degree</b>	<b>Description</b>
<u>316.027(2)(b)</u>	2nd	Leaving the scene of a crash involving serious bodily injury.
<u>316.193(2)(b)</u>	3rd	Felony DUI, 4th or subsequent conviction.
<u>400.9935(4)(c)</u>	2nd	Operating a clinic, or offering services requiring licensure, without a license.
<u>499.0051(2)</u>	2nd	Knowing forgery of transaction history, transaction information, or transaction statement.
<u>499.0051(3)</u>	2nd	Knowing purchase or receipt of prescription drug from unauthorized person.
<u>499.0051(4)</u>	2nd	Knowing sale or transfer of prescription drug to unauthorized person.
<u>775.0875(1)</u>	3rd	Taking firearm from law enforcement officer.
<u>784.021(1)(a)</u>	3rd	Aggravated assault; deadly weapon without intent to kill.
<u>784.021(1)(b)</u>	3rd	Aggravated assault; intent to commit felony.
<u>784.041</u>	3rd	Felony battery; domestic battery by strangulation.
<u>784.048(3)</u>	3rd	Aggravated stalking; credible threat.
<u>784.048(5)</u>	3rd	Aggravated stalking of person under 16.
<u>784.07(2)(c)</u>	2nd	Aggravated assault on law enforcement officer.
<u>784.074(1)(b)</u>	2nd	Aggravated assault on sexually violent predators facility staff.
<u>784.08(2)(b)</u>	2nd	Aggravated assault on a person 65 years of age or older.
<u>784.081(2)</u>	2nd	Aggravated assault on specified official or employee.
<u>784.082(2)</u>	2nd	Aggravated assault by detained person on visitor or other detainee.
<u>784.083(2)</u>	2nd	Aggravated assault on code inspector.
<u>787.02(2)</u>	3rd	False imprisonment; restraining with purpose other than those in s. 787.01.
<u>790.115(2)(d)</u>	2nd	Discharging firearm or weapon on school property.
<u>790.161(2)</u>	2nd	Make, possess, or throw destructive device with intent to do bodily harm or damage property.
<u>790.164(1)</u>	2nd	False report concerning bomb, explosive, weapon of mass destruction, act of arson or violence to state property, or use of firearms in violent manner.
<u>790.19</u>	2nd	Shooting or throwing deadly missiles into dwellings, vessels, or vehicles.
<u>794.011(8)(a)</u>	3rd	Solicitation of minor to participate in sexual activity by custodial adult.
<u>794.05(1)</u>	2nd	Unlawful sexual activity with specified minor.
<u>800.04(5)(d)</u>	3rd	Lewd or lascivious molestation; victim 12 years of age or older but less than 16 years of age; offender less than 18 years.
<u>800.04(6)(b)</u>	2nd	Lewd or lascivious conduct; offender 18 years of age or older.

<u>806.031(2)</u>	2nd	Arson resulting in great bodily harm to firefighter or any other person.
<u>810.02(3)(c)</u>	2nd	Burglary of occupied structure; unarmed; no assault or battery.
<u>810.145(8)(b)</u>	2nd	Video voyeurism; certain minor victims; 2nd or subsequent offense.
<u>812.014(2)(b)1</u>	2nd	Property stolen \$20,000 or more, but less than \$100,000, grand theft in 2nd degree.
<u>812.014(2)(c)5</u>	3rd	Grand theft; third degree; firearm.
<u>812.014(6)</u>	2nd	Theft; property stolen \$3,000 or more; coordination of others.
<u>812.015(9)(a)</u>	2nd	Retail theft; property stolen \$750 or more; second or subsequent conviction.
<u>812.015(9)(b)</u>	2nd	Retail theft; aggregated property stolen within 30 days is \$3,000 or more; coordination of others.
<u>812.015(9)(d)</u>	2nd	Retail theft; multiple thefts within specified period.
<u>812.13(2)(c)</u>	2nd	Robbery, no firearm or other weapon (strong-arm robbery).
<u>817.4821(5)</u>	2nd	Possess cloning paraphernalia with intent to create cloned cellular telephones.
<u>817.49(2)(b)2.</u>	2nd	Willful making of a false report of a crime resulting in death.
<u>817.505(4)(b)</u>	2nd	Patient brokering; 10 or more patients.
<u>817.5695(3)(b)</u>	2nd	Exploitation of person 65 years of age or older, value \$10,000 or more, but less than \$50,000.
<u>825.102(1)</u>	3rd	Abuse of an elderly person or disabled adult.
<u>825.102(3)(c)</u>	3rd	Neglect of an elderly person or disabled adult.
<u>825.1025(3)</u>	3rd	Lewd or lascivious molestation of an elderly person or disabled adult.
<u>825.103(3)(c)</u>	3rd	Exploiting an elderly person or disabled adult and property is valued at less than \$10,000.
<u>827.03(2)(c)</u>	3rd	Abuse of a child.
<u>827.03(2)(d)</u>	3rd	Neglect of a child.
<u>827.071(2) &amp; (3)</u>	2nd	Use or induce a child in a sexual performance, or promote or direct such performance.
<u>828.126(3)</u>	3rd	Sexual activities involving animals.
<u>836.05</u>	2nd	Threats; extortion.
<u>836.1</u>	2nd	Written or electronic threats to kill, do bodily injury, or conduct a mass shooting or an act of terrorism.
<u>843.12</u>	3rd	Aids or assists person to escape.
<u>847.011</u>	3rd	Distributing, offering to distribute, or possessing with intent to distribute obscene materials depicting minors.
<u>847.012</u>	3rd	Knowingly using a minor in the production of materials harmful to minors.
<u>847.0135(2)</u>	3rd	Facilitates sexual conduct of or with a minor or the visual depiction of such conduct.
<u>893.131</u>	2nd	Distribution of controlled substances resulting in overdose or serious bodily injury.
<u>914.23</u>	2nd	Retaliation against a witness, victim, or informant, with bodily injury.
<u>918.13(2)(b)</u>	2nd	Tampering with or fabricating physical evidence relating to a capital felony.
<u>944.35(3)(a)2.</u>	3rd	Committing malicious battery upon or inflicting cruel or inhuman treatment on an inmate or offender on community supervision, resulting in great bodily harm.
<u>944.4</u>	2nd	Escapes.
<u>944.46</u>	3rd	Harboring, concealing, aiding escaped prisoners.
<u>944.47(1)(a)5.</u>	2nd	Introduction of contraband (firearm, weapon, or explosive) into correctional facility.
<u>951.22(1)(i)</u>	3rd	Firearm or weapon introduced into county detention facility.

**(g) LEVEL 7**

<b>Florida Statute</b>	<b>Felony Degree</b>	<b>Description</b>
<u>316.027(2)(c)</u>	1st	Accident involving death, failure to stop; leaving scene.
<u>316.193(3)(c)2</u>	3rd	DUI resulting in serious bodily injury.

<u>316.1935(3)(b)</u>	1st	Causing serious bodily injury or death to another person; driving at high speed or with wanton disregard for safety while fleeing or attempting to elude law enforcement officer who is in a patrol vehicle with siren and lights activated.
<u>327.35(3)(c)2.</u>	3rd	Vessel BUI resulting in serious bodily injury.
<u>402.319(2)</u>	2nd	Misrepresentation and negligence or intentional act resulting in great bodily harm, permanent disfigurement, permanent disability, or death.
<u>409.92</u>	3rd	Medicaid provider fraud; \$10,000 or less.
(2)(b)1.a.		
<u>409.92</u>	2nd	Medicaid provider fraud; more than \$10,000, but less than \$50,000.
(2)(b)1.b.		
<u>456.065(2)</u>	3rd	Practicing a health care profession without a license.
<u>456.065(2)</u>	2nd	Practicing a health care profession without a license which results in serious bodily injury.
<u>458.327(1)</u>	3rd	Practicing medicine without a license.
<u>459.013(1)</u>	3rd	Practicing osteopathic medicine without a license.
<u>460.411(1)</u>	3rd	Practicing chiropractic medicine without a license.
<u>461.012(1)</u>	3rd	Practicing podiatric medicine without a license.
<u>462.17</u>	3rd	Practicing naturopathy without a license.
<u>463.015(1)</u>	3rd	Practicing optometry without a license.
<u>464.016(1)</u>	3rd	Practicing nursing without a license.
<u>465.015(2)</u>	3rd	Practicing pharmacy without a license.
<u>466.026(1)</u>	3rd	Practicing dentistry or dental hygiene without a license.
<u>467.201</u>	3rd	Practicing midwifery without a license.
<u>468.366</u>	3rd	Delivering respiratory care services without a license.
<u>483.828(1)</u>	3rd	Practicing as clinical laboratory personnel without a license.
<u>483.901(7)</u>	3rd	Practicing medical physics without a license.
<u>484.013(1)(c)</u>	3rd	Preparing or dispensing optical devices without a prescription.
<u>484.053</u>	3rd	Dispensing hearing aids without a license.
<u>494.0018(2)</u>	1st	Conviction of any violation of chapter 494 in which the total money and property unlawfully obtained exceeded \$50,000 and there were five or more victims.
<u>560.123(8)(b)1</u>	3rd	Failure to report currency or payment instruments exceeding \$300 but less than \$20,000 by a money services business.
<u>560.125(5)(a)</u>	3rd	Money services business by unauthorized person, currency or payment instruments exceeding \$300 but less than \$20,000.
<u>655.50(10)(b)1</u>	3rd	Failure to report financial transactions exceeding \$300 but less than \$20,000 by financial institution.
<u>775.21(10)(a)</u>	3rd	Sexual predator; failure to register; failure to renew driver license or identification card; other registration violations.
<u>775.21(10)(b)</u>	3rd	Sexual predator working where children regularly congregate.
<u>775.21(10)(g)</u>	3rd	Failure to report or providing false information about a sexual predator; harbor or conceal a sexual predator.
<u>782.051(3)</u>	2nd	Attempted felony murder of a person by a person other than the perpetrator or the perpetrator of an attempted felony.
<u>782.07(1)</u>	2nd	Killing of a human being by the act, procurement, or culpable negligence of another (manslaughter).
<u>782.071</u>	2nd	Killing of a human being or unborn child by the operation of a motor vehicle in a reckless manner (vehicular homicide).
<u>782.072</u>	2nd	Killing of a human being by the operation of a vessel in a reckless manner (vessel homicide).
<u>784.045(1)(a)1</u>	2nd	Aggravated battery; intentionally causing great bodily harm or disfigurement.
<u>784.045(1)(a)2</u>	2nd	Aggravated battery; using deadly weapon.
<u>784.045(1)(b)</u>	2nd	Aggravated battery; perpetrator aware victim pregnant.
<u>784.048(4)</u>	3rd	Aggravated stalking; violation of injunction or court order.
<u>784.048(7)</u>	3rd	Aggravated stalking; violation of court order.
<u>784.07(2)(d)</u>	1st	Aggravated battery on law enforcement officer.

<u>784.074(1)(a)</u>	1st	Aggravated battery on sexually violent predators facility staff.
<u>784.08(2)(a)</u>	1st	Aggravated battery on a person 65 years of age or older.
<u>784.081(1)</u>	1st	Aggravated battery on specified official or employee.
<u>784.082(1)</u>	1st	Aggravated battery by detained person on visitor or other detainee.
<u>784.083(1)</u>	1st	Aggravated battery on code inspector.
<u>787.06(3)(a)2.</u>	1st	Human trafficking using coercion for labor and services of an adult.
<u>787.06(3)(e)2.</u>	1st	Human trafficking using coercion for labor and services by the transfer or transport of an adult from outside Florida to within the state.
<u>790.07(4)</u>	1st	Specified weapons violation subsequent to previous conviction of s. 790.07(1) or (2).
<u>790.16(1)</u>	1st	Discharge of a machine gun under specified circumstances.
<u>790.165(2)</u>	2nd	Manufacture, sell, possess, or deliver hoax bomb.
<u>790.165(3)</u>	2nd	Possessing, displaying, or threatening to use any hoax bomb while committing or attempting to commit a felony.
<u>790.166(3)</u>	2nd	Possessing, selling, using, or attempting to use a hoax weapon of mass destruction.
<u>790.166(4)</u>	2nd	Possessing, displaying, or threatening to use a hoax weapon of mass destruction while committing or attempting to commit a felony.
<u>790.23</u>	1st,PBL	Possession of a firearm by a person who qualifies for the penalty enhancements provided for in s. 874.04.
<u>794.08(4)</u>	3rd	Female genital mutilation; consent by a parent, guardian, or a person in custodial authority to a victim younger than 18 years of age.
<u>796.05(1)</u>	1st	Live on earnings of a prostitute; 2nd offense.
<u>796.05(1)</u>	1st	Live on earnings of a prostitute; 3rd and subsequent offense.
<u>800.04(5)(c)1.</u>	2nd	Lewd or lascivious molestation; victim younger than 12 years of age; offender younger than 18 years of age.
<u>800.04(5)(c)2.</u>	2nd	Lewd or lascivious molestation; victim 12 years of age or older but younger than 16 years of age; offender 18 years of age or older.
<u>800.04(5)(e)</u>	1st	Lewd or lascivious molestation; victim 12 years of age or older but younger than 16 years; offender 18 years or older; prior conviction for specified sex offense.
<u>806.01(2)</u>	2nd	Maliciously damage structure by fire or explosive.
<u>810.02(3)(a)</u>	2nd	Burglary of occupied dwelling; unarmed; no assault or battery.
<u>810.02(3)(b)</u>	2nd	Burglary of unoccupied dwelling; unarmed; no assault or battery.
<u>810.02(3)(d)</u>	2nd	Burglary of occupied conveyance; unarmed; no assault or battery.
<u>810.02(3)(e)</u>	2nd	Burglary of authorized emergency vehicle.
<u>812.014(2)(a)1</u>	1st	Property stolen, valued at \$100,000 or more or a semitrailer deployed by a law enforcement officer; property stolen while causing other property damage; 1st degree grand theft.
.		
<u>812.014(2)(b)2</u>	2nd	Property stolen, cargo valued at less than \$50,000, grand theft in 2nd degree.
.		
<u>812.014(2)(b)3</u>	2nd	Property stolen, emergency medical equipment; 2nd degree grand theft.
.		
<u>812.014(2)(b)4</u>	2nd	Property stolen, law enforcement equipment from authorized emergency vehicle.
.		
<u>812.014(2)(f)</u>	2nd	Grand theft; second degree; firearm with previous conviction of s. 812.014(2)(c)5.
<u>812.0145(2)(a)</u>	1st	Theft from person 65 years of age or older; \$50,000 or more.
<u>812.019(2)</u>	1st	Stolen property; initiates, organizes, plans, etc., the theft of property and traffics in stolen property.
<u>812.131(2)(a)</u>	2nd	Robbery by sudden snatching.
<u>812.133(2)(b)</u>	1st	Carjacking; no firearm, deadly weapon, or other weapon.
<u>817.034(4)(a)1</u>	1st	Communications fraud, value greater than \$50,000.
.		
<u>817.234(8)(a)</u>	2nd	Solicitation of motor vehicle accident victims with intent to defraud.
<u>817.234(9)</u>	2nd	Organizing, planning, or participating in an intentional motor vehicle collision.
<u>817.234(11)(c)</u>	1st	Insurance fraud; property value \$100,000 or more.
<u>817.2341</u>	1st	Making false entries of material fact or false statements regarding property values relating to the solvency of an insuring entity which are a significant cause of the
(2)(b) & (3)(b)		
<u>817.418(2)(a)</u>	3rd	Offering for sale or advertising personal protective equipment with intent to defraud.

<u>817.504(1)(a)</u>	3rd	Offering or advertising a vaccine with intent to defraud.
<u>817.535(2)(a)</u>	3rd	Filing false lien or other unauthorized document.
<u>817.611(2)(b)</u>	2nd	Traffic in or possess 15 to 49 counterfeit credit cards or related documents.
<u>825.102(3)(b)</u>	2nd	Neglecting an elderly person or disabled adult causing great bodily harm, disability, or disfigurement.
<u>825.103(3)(b)</u>	2nd	Exploiting an elderly person or disabled adult and property is valued at \$10,000 or more, but less than \$50,000.
<u>827.03(2)(b)</u>	2nd	Neglect of a child causing great bodily harm, disability, or disfigurement.
<u>827.04(3)</u>	3rd	Impregnation of a child under 16 years of age by person 21 years of age or older.
<u>837.05(2)</u>	3rd	Giving false information about alleged capital felony to a law enforcement officer.
<u>838.015</u>	2nd	Bribery.
<u>838.016</u>	2nd	Unlawful compensation or reward for official behavior.
<u>838.021(3)(a)</u>	2nd	Unlawful harm to a public servant.
<u>838.22</u>	2nd	Bid tampering.
<u>843.0855(2)</u>	3rd	Impersonation of a public officer or employee.
<u>843.0855(3)</u>	3rd	Unlawful simulation of legal process.
<u>843.0855(4)</u>	3rd	Intimidation of a public officer or employee.
<u>847.0135(3)</u>	3rd	Solicitation of a child, via a computer service, to commit an unlawful sex act.
<u>847.0135(4)</u>	2nd	Traveling to meet a minor to commit an unlawful sex act.
<u>872.06</u>	2nd	Abuse of a dead human body.
<u>874.05(2)(b)</u>	1st	Encouraging or recruiting person under 13 to join a criminal gang; second or subsequent offense.
<u>874.1</u>	1st,PBL	Knowingly initiates, organizes, plans, finances, directs, manages, or supervises criminal gang-related activity.
<u>893.13(1)(c)1.</u>	1st	Sell, manufacture, or deliver cocaine (or other drug prohibited under s. 893.03(1)(a), (1)(b), (1)(d), (2)(a), (2)(b), or (2)(c)5.) within 1,000 feet of a child care facility, school, or state, county, or municipal park or publicly owned recreational facility or community center.
<u>893.13(1)(e)1.</u>	1st	Sell, manufacture, or deliver cocaine or other drug prohibited under s. 893.03(1)(a), (1)(b), (1)(d), (2)(a), (2)(b), or (2)(c)5., within 1,000 feet of property used for religious services or a specified business site.
<u>893.13(4)(a)</u>	1st	Use or hire of minor; deliver to minor other controlled substance.
<u>893.135(1)(a)1</u>	1st	Trafficking in cannabis, more than 25 lbs., less than 2,000 lbs.
<u>893.135</u> (1)(b)1.a.	1st	Trafficking in cocaine, more than 28 grams, less than 200 grams.
<u>893.135</u> (1)(c)1.a.	1st	Trafficking in illegal drugs, more than 4 grams, less than 14 grams.
<u>893.135</u> (1)(c)2.a.	1st	Trafficking in hydrocodone, 28 grams or more, less than 50 grams.
<u>893.135</u> (1)(c)2.b.	1st	Trafficking in hydrocodone, 50 grams or more, less than 100 grams.
<u>893.135</u> (1)(c)3.a.	1st	Trafficking in oxycodone, 7 grams or more, less than 14 grams.
<u>893.135</u> (1)(c)3.b.	1st	Trafficking in oxycodone, 14 grams or more, less than 25 grams.
<u>893.135</u> (1)(c)4.b.(l)	1st	Trafficking in fentanyl, 4 grams or more, less than 14 grams.
<u>893.135</u> (1)(d)1.a.	1st	Trafficking in phencyclidine, 28 grams or more, less than 200 grams.
<u>893.135(1)(e)1</u>	1st	Trafficking in methaqualone, 200 grams or more, less than 5 kilograms.
<u>893.135(1)(f)1.</u>	1st	Trafficking in amphetamine, 14 grams or more, less than 28 grams.
<u>893.135</u> (1)(g)1.a.	1st	Trafficking in flunitrazepam, 4 grams or more, less than 14 grams.
<u>893.135</u> (1)(h)1.a.	1st	Trafficking in gamma-hydroxybutyric acid (GHB), 1 kilogram or more, less than 5 kilograms.



<u>893.135</u> (1)(j)1.a.	1st	Trafficking in 1,4-Butanediol, 1 kilogram or more, less than 5 kilograms.
<u>893.135</u> (1)(k)2.a.	1st	Trafficking in Phenethylamines, 10 grams or more, less than 200 grams.
<u>893.135</u> (1)(m)2.a.	1st	Trafficking in synthetic cannabinoids, 280 grams or more, less than 500 grams.
<u>893.135</u> (1)(m)2.b.	1st	Trafficking in synthetic cannabinoids, 500 grams or more, less than 1,000 grams.
<u>893.135</u> (1)(n)2.a.	1st	Trafficking in n-benzyl phenethylamines, 14 grams or more, less than 100 grams.
<u>893.1351(2)</u>	2nd	Possession of place for trafficking in or manufacturing of controlled substance.
<u>896.101(5)(a)</u>	3rd	Money laundering, financial transactions exceeding \$300 but less than \$20,000.
<u>896.104(4)(a)1</u>	3rd	Structuring transactions to evade reporting or registration requirements, financial transactions exceeding \$300 but less than \$20,000.
<u>943.0435(4)(c)</u>	2nd	Sexual offender vacating permanent residence; failure to comply with reporting requirements.
<u>943.0435(8)</u>	2nd	Sexual offender; remains in state after indicating intent to leave; failure to comply with reporting requirements.
<u>943.0435(9)(a)</u>	3rd	Sexual offender; failure to comply with reporting requirements.
<u>943.0435(13)</u>	3rd	Failure to report or providing false information about a sexual offender; harbor or conceal a sexual offender.
<u>943.0435(14)</u>	3rd	Sexual offender; failure to report and reregister; failure to respond to address verification; providing false registration information.
<u>944.607(9)</u>	3rd	Sexual offender; failure to comply with reporting requirements.
<u>944.607(10)(a)</u>	3rd	Sexual offender; failure to submit to the taking of a digitized photograph.
<u>944.607(12)</u>	3rd	Failure to report or providing false information about a sexual offender; harbor or conceal a sexual offender.
<u>944.607(13)</u>	3rd	Sexual offender; failure to report and reregister; failure to respond to address verification; providing false registration information.
<u>985.4815(10)</u>	3rd	Sexual offender; failure to submit to the taking of a digitized photograph.
<u>985.4815(12)</u>	3rd	Failure to report or providing false information about a sexual offender; harbor or conceal a sexual offender.
<u>985.4815(13)</u>	3rd	Sexual offender; failure to report and reregister; failure to respond to address verification; providing false registration information.

**(h) LEVEL 8**

<b>Florida Statute</b>	<b>Felony Degree</b>	<b>Description</b>
<u>316.193</u> (3)(c)3.a.	2nd	DUI manslaughter.
<u>316.1935(4)(b)</u>	1st	Aggravated fleeing or attempted eluding with serious bodily injury or death.
<u>327.35(3)(c)3.</u>	2nd	Vessel BUI manslaughter.
<u>499.0051(6)</u>	1st	Knowing trafficking in contraband prescription drugs.
<u>499.0051(7)</u>	1st	Knowing forgery of prescription labels or prescription drug labels.
<u>560.123(8)(b)2</u>	2nd	Failure to report currency or payment instruments totaling or exceeding \$20,000, but less than \$100,000 by money transmitter.
<u>560.125(5)(b)</u>	2nd	Money transmitter business by unauthorized person, currency or payment instruments totaling or exceeding \$20,000, but less than \$100,000.
<u>655.50(10)(b)2</u>	2nd	Failure to report financial transactions totaling or exceeding \$20,000, but less than \$100,000 by financial institutions.
<u>777.03(2)(a)</u>	1st	Accessory after the fact, capital felony.
<u>782.04(4)</u>	2nd	Killing of human without design when engaged in act or attempt of any felony other than arson, sexual battery, robbery, burglary, kidnapping, aggravated fleeing or eluding with serious bodily injury or death, aircraft piracy, or unlawfully discharging bomb.

<u>782.051(2)</u>	1st	Attempted felony murder while perpetrating or attempting to perpetrate a felony not enumerated in s. 782.04(3).
<u>782.071(1)(b)</u>	1st	Committing vehicular homicide and failing to render aid or give information.
<u>782.072(2)</u>	1st	Committing vessel homicide and failing to render aid or give information.
<u>787.06(3)(a)1.</u>	1st	Human trafficking for labor and services of a child.
<u>787.06(3)(b)</u>	1st	Human trafficking using coercion for commercial sexual activity of an adult.
<u>787.06(3)(c)2.</u>	1st	Human trafficking using coercion for labor and services of an unauthorized alien adult.
<u>787.06(3)(e)1.</u>	1st	Human trafficking for labor and services by the transfer or transport of a child from outside Florida to within the state.
<u>787.06(3)(f)2.</u>	1st	Human trafficking using coercion for commercial sexual activity by the transfer or transport of any adult from outside Florida to within the state.
<u>790.161(3)</u>	1st	Discharging a destructive device which results in bodily harm or property damage.
<u>794.011(5)(a)</u>	1st	Sexual battery; victim 12 years of age or older but younger than 18 years; offender 18 years or older; offender does not use physical force likely to cause serious injury.
<u>794.011(5)(b)</u>	2nd	Sexual battery; victim and offender 18 years of age or older; offender does not use physical force likely to cause serious injury.
<u>794.011(5)(c)</u>	2nd	Sexual battery; victim 12 years of age or older; offender younger than 18 years; offender does not use physical force likely to cause injury.
<u>794.011(5)(d)</u>	1st	Sexual battery; victim 12 years of age or older; offender does not use physical force likely to cause serious injury; prior conviction for specified sex offense.
<u>794.08(3)</u>	2nd	Female genital mutilation, removal of a victim younger than 18 years of age from this state.
<u>800.04(4)(b)</u>	2nd	Lewd or lascivious battery.
<u>800.04(4)(c)</u>	1st	Lewd or lascivious battery; offender 18 years of age or older; prior conviction for specified sex offense.
<u>806.01(1)</u>	1st	Maliciously damage dwelling or structure by fire or explosive, believing person in structure.
<u>810.02(2)(a)</u>	1st,PBL	Burglary with assault or battery.
<u>810.02(2)(b)</u>	1st,PBL	Burglary; armed with explosives or dangerous weapon.
<u>810.02(2)(c)</u>	1st	Burglary of a dwelling or structure causing structural damage or \$1,000 or more property damage.
<u>812.014(2)(a)2</u>	1st	Property stolen; cargo valued at \$50,000 or more, grand theft in 1st degree.
<u>812.13(2)(b)</u>	1st	Robbery with a weapon.
<u>812.135(2)(c)</u>	1st	Home-invasion robbery, no firearm, deadly weapon, or other weapon.
<u>817.418(2)(b)</u>	2nd	Offering for sale or advertising personal protective equipment with intent to defraud; second or subsequent offense.
<u>817.504(1)(b)</u>	2nd	Offering or advertising a vaccine with intent to defraud; second or subsequent offense.
<u>817.505(4)(c)</u>	1st	Patient brokering; 20 or more patients.
<u>817.535(2)(b)</u>	2nd	Filing false lien or other unauthorized document; second or subsequent offense.
<u>817.535(3)(a)</u>	2nd	Filing false lien or other unauthorized document; property owner is a public officer or employee.
<u>817.535(4)(a)1</u>	2nd	Filing false lien or other unauthorized document; defendant is incarcerated or under supervision.
<u>817.535(5)(a)</u>	2nd	Filing false lien or other unauthorized document; owner of the property incurs financial loss as a result of the false instrument.
<u>817.568(6)</u>	2nd	Fraudulent use of personal identification information of an individual under the age of 18.
<u>817.611(2)(c)</u>	1st	Traffic in or possess 50 or more counterfeit credit cards or related documents.
<u>825.102(2)</u>	1st	Aggravated abuse of an elderly person or disabled adult.
<u>825.1025(2)</u>	2nd	Lewd or lascivious battery upon an elderly person or disabled adult.
<u>825.103(3)(a)</u>	1st	Exploiting an elderly person or disabled adult and property is valued at \$50,000 or more.
<u>837.02(2)</u>	2nd	Perjury in official proceedings relating to prosecution of a capital felony.

<u>837.021(2)</u>	2nd	Making contradictory statements in official proceedings relating to prosecution of a capital felony.
<u>860.121(2)(c)</u>	1st	Shooting at or throwing any object in path of railroad vehicle resulting in great bodily harm.
<u>860.16</u>	1st	Aircraft piracy.
<u>893.13(1)(b)</u>	1st	Sell or deliver in excess of 10 grams of any substance specified in s. 893.03(1)(a) or (b).
<u>893.13(2)(b)</u>	1st	Purchase in excess of 10 grams of any substance specified in s. 893.03(1)(a) or (b).
<u>893.13(6)(c)</u>	1st	Possess in excess of 10 grams of any substance specified in s. 893.03(1)(a) or (b).
<u>893.135(1)(a)2</u>	1st	Trafficking in cannabis, more than 2,000 lbs., less than 10,000 lbs.
<u>893.135</u> (1)(b)1.b.	1st	Trafficking in cocaine, more than 200 grams, less than 400 grams.
<u>893.135</u> (1)(c)1.b.	1st	Trafficking in illegal drugs, more than 14 grams, less than 28 grams.
<u>893.135</u> (1)(c)2.c.	1st	Trafficking in hydrocodone, 100 grams or more, less than 300 grams.
<u>893.135</u> (1)(c)3.c.	1st	Trafficking in oxycodone, 25 grams or more, less than 100 grams.
<u>893.135</u> (1)(c)4.b.(II)	1st	Trafficking in fentanyl, 14 grams or more, less than 28 grams.
<u>893.135</u> (1)(d)1.b.	1st	Trafficking in phencyclidine, 200 grams or more, less than 400 grams.
<u>893.135</u> (1)(e)1.b.	1st	Trafficking in methaqualone, 5 kilograms or more, less than 25 kilograms.
<u>893.135</u> (1)(f)1.b.	1st	Trafficking in amphetamine, 28 grams or more, less than 200 grams.
<u>893.135</u> (1)(g)1.b.	1st	Trafficking in flunitrazepam, 14 grams or more, less than 28 grams.
<u>893.135</u> (1)(h)1.b.	1st	Trafficking in gamma-hydroxybutyric acid (GHB), 5 kilograms or more, less than 10 kilograms.
<u>893.135</u> (1)(j)1.b.	1st	Trafficking in 1,4-Butanediol, 5 kilograms or more, less than 10 kilograms.
<u>893.135</u> (1)(k)2.b.	1st	Trafficking in Phenethylamines, 200 grams or more, less than 400 grams.
<u>893.135</u> (1)(m)2.c.	1st	Trafficking in synthetic cannabinoids, 1,000 grams or more, less than 30 kilograms.
<u>893.135</u> (1)(n)2.b.	1st	Trafficking in n-benzyl phenethylamines, 100 grams or more, less than 200 grams.
<u>893.1351(3)</u>	1st	Possession of a place used to manufacture controlled substance when minor is present or resides there.
<u>895.03(1)</u>	1st	Use or invest proceeds derived from pattern of racketeering activity.
<u>895.03(2)</u>	1st	Acquire or maintain through racketeering activity any interest in or control of any enterprise or real property.
<u>895.03(3)</u>	1st	Conduct or participate in any enterprise through pattern of racketeering activity.
<u>896.101(5)(b)</u>	2nd	Money laundering, financial transactions totaling or exceeding \$20,000, but less than \$100,000.
<u>896.104(4)(a)2</u>	2nd	Structuring transactions to evade reporting or registration requirements, financial transactions totaling or exceeding \$20,000 but less than \$100,000.

**(i) LEVEL 9**

<b>Florida Statute</b>	<b>Felony Degree</b>	<b>Description</b>
<u>316.193</u> (3)(c)3.b.	1st	DUI manslaughter; failing to render aid or give information.

<u>327.35</u>	1st	BUI manslaughter; failing to render aid or give information.
(3)(c)3.b.		
<u>409.92</u>	1st	Medicaid provider fraud; \$50,000 or more.
(2)(b)1.c.		
<u>499.0051(8)</u>	1st	Knowing sale or purchase of contraband prescription drugs resulting in great bodily harm.
<u>560.123(8)(b)3</u>	1st	Failure to report currency or payment instruments totaling or exceeding \$100,000 by money transmitter.
⋮		
<u>560.125(5)(c)</u>	1st	Money transmitter business by unauthorized person, currency, or payment instruments totaling or exceeding \$100,000.
<u>655.50(10)(b)3</u>	1st	Failure to report financial transactions totaling or exceeding \$100,000 by financial institution.
⋮		
<u>775.0844</u>	1st	Aggravated white collar crime.
<u>782.04(1)</u>	1st	Attempt, conspire, or solicit to commit premeditated murder.
<u>782.04(3)</u>	1st,PBL	Accomplice to murder in connection with arson, sexual battery, robbery, burglary, aggravated fleeing or eluding with serious bodily injury or death, and other specified felonies.
<u>782.051(1)</u>	1st	Attempted felony murder while perpetrating or attempting to perpetrate a felony enumerated in s. 782.04(3).
<u>782.07(2)</u>	1st	Aggravated manslaughter of an elderly person or disabled adult.
<u>787.01(1)(a)1.</u>	1st,PBL	Kidnapping; hold for ransom or reward or as a shield or hostage.
<u>787.01(1)(a)2.</u>	1st,PBL	Kidnapping with intent to commit or facilitate commission of any felony.
<u>787.01(1)(a)4.</u>	1st,PBL	Kidnapping with intent to interfere with performance of any governmental or political function.
<u>787.02(3)(a)</u>	1st,PBL	False imprisonment; child under age 13; perpetrator also commits aggravated child abuse, sexual battery, or lewd or lascivious battery, molestation, conduct, or exhibition.
<u>787.06(3)(c)1.</u>	1st	Human trafficking for labor and services of an unauthorized alien child.
<u>787.06(3)(d)</u>	1st	Human trafficking using coercion for commercial sexual activity of an unauthorized adult alien.
<u>787.06(3)(f)1.</u>	1st,PBL	Human trafficking for commercial sexual activity by the transfer or transport of any child from outside Florida to within the state.
<u>790.161</u>	1st	Attempted capital destructive device offense.
<u>790.166(2)</u>	1st,PBL	Possessing, selling, using, or attempting to use a weapon of mass destruction.
<u>794.011(2)</u>	1st	Attempted sexual battery; victim less than 12 years of age.
<u>794.011(2)</u>	Life	Sexual battery; offender younger than 18 years and commits sexual battery on a person less than 12 years.
<u>794.011(4)(a)</u>	1st,PBL	Sexual battery, certain circumstances; victim 12 years of age or older but younger than 18 years; offender 18 years or older.
<u>794.011(4)(b)</u>	1st	Sexual battery, certain circumstances; victim and offender 18 years of age or older.
<u>794.011(4)(c)</u>	1st	Sexual battery, certain circumstances; victim 12 years of age or older; offender younger than 18 years.
<u>794.011(4)(d)</u>	1st,PBL	Sexual battery, certain circumstances; victim 12 years of age or older; prior conviction for specified sex offenses.
<u>794.011(8)(b)</u>	1st,PBL	Sexual battery; engage in sexual conduct with minor 12 to 18 years by person in familial or custodial authority.
<u>794.08(2)</u>	1st	Female genital mutilation; victim younger than 18 years of age.
<u>800.04(5)(b)</u>	Life	Lewd or lascivious molestation; victim less than 12 years; offender 18 years or older.
<u>812.13(2)(a)</u>	1st,PBL	Robbery with firearm or other deadly weapon.
<u>812.133(2)(a)</u>	1st,PBL	Carjacking; firearm or other deadly weapon.
<u>812.135(2)(b)</u>	1st	Home-invasion robbery with weapon.
<u>817.535(3)(b)</u>	1st	Filing false lien or other unauthorized document; second or subsequent offense; property owner is a public officer or employee.
<u>817.535(4)(a)2</u>	1st	Filing false claim or other unauthorized document; defendant is incarcerated or under supervision.
⋮		

<u>817.535(5)(b)</u>	1st	Filing false lien or other unauthorized document; second or subsequent offense; owner of the property incurs financial loss as a result of the false instrument.
<u>817.568(7)</u>	2nd, PBL	Fraudulent use of personal identification information of an individual under the age of 18 by his or her parent, legal guardian, or person exercising custodial authority.
<u>827.03(2)(a)</u>	1st	Aggravated child abuse.
<u>847.0145(1)</u>	1st	Selling, or otherwise transferring custody or control, of a minor.
<u>847.0145(2)</u>	1st	Purchasing, or otherwise obtaining custody or control, of a minor.
<u>859.01</u>	1st	Poisoning or introducing bacteria, radioactive materials, viruses, or chemical compounds into food, drink, medicine, or water with intent to kill or injure another person.
<u>893.135</u>	1st	Attempted capital trafficking offense.
<u>893.135(1)(a)3</u>	1st	Trafficking in cannabis, more than 10,000 lbs.
<u>893.135</u> (1)(b)1.c.	1st	Trafficking in cocaine, more than 400 grams, less than 150 kilograms.
<u>893.135</u> (1)(c)1.c.	1st	Trafficking in illegal drugs, more than 28 grams, less than 30 kilograms.
<u>893.135</u> (1)(c)2.d.	1st	Trafficking in hydrocodone, 300 grams or more, less than 30 kilograms.
<u>893.135</u> (1)(c)3.d.	1st	Trafficking in oxycodone, 100 grams or more, less than 30 kilograms.
<u>893.135</u> (1)(c)4.b.(III)	1st	Trafficking in fentanyl, 28 grams or more.
<u>893.135</u> (1)(d)1.c.	1st	Trafficking in phencyclidine, 400 grams or more.
<u>893.135</u> (1)(e)1.c.	1st	Trafficking in methaqualone, 25 kilograms or more.
<u>893.135</u> (1)(f)1.c.	1st	Trafficking in amphetamine, 200 grams or more.
<u>893.135</u> (1)(h)1.c.	1st	Trafficking in gamma-hydroxybutyric acid (GHB), 10 kilograms or more.
<u>893.135</u> (1)(j)1.c.	1st	Trafficking in 1,4-Butanediol, 10 kilograms or more.
<u>893.135</u> (1)(k)2.c.	1st	Trafficking in Phenethylamines, 400 grams or more.
<u>893.135</u> (1)(m)2.d.	1st	Trafficking in synthetic cannabinoids, 30 kilograms or more.
<u>893.135</u> (1)(n)2.c.	1st	Trafficking in n-benzyl phenethylamines, 200 grams or more.
<u>896.101(5)(c)</u>	1st	Money laundering, financial instruments totaling or exceeding \$100,000.
<u>896.104(4)(a)3</u>	1st	Structuring transactions to evade reporting or registration requirements, financial transactions totaling or exceeding \$100,000.

**(j) LEVEL 10**

<b>Florida Statute</b>	<b>Felony Degree</b>	<b>Description</b>
<u>499.0051(9)</u>	1st	Knowing sale or purchase of contraband prescription drugs resulting in death.
<u>782.04(2)</u>	1st,PBL	Unlawful killing of human; act is homicide, unpremeditated.
<u>782.07(3)</u>	1st	Aggravated manslaughter of a child.
<u>787.01(1)(a)3.</u>	1st,PBL	Kidnapping; inflict bodily harm upon or terrorize victim.
<u>787.01(3)(a)</u>	Life	Kidnapping; child under age 13, perpetrator also commits aggravated child abuse, sexual battery, or lewd or lascivious battery, molestation, conduct, or exhibition.

<u>787.06(3)(g)</u>	Life	Human trafficking for commercial sexual activity of a child under the age of 18 or mentally defective or incapacitated person.
<u>787.06(4)(a)</u>	Life	Selling or buying of minors into human trafficking.
<u>794.011(3)</u>	Life	Sexual battery; victim 12 years or older, offender uses or threatens to use deadly weapon or physical force to cause serious injury.
<u>812.135(2)(a)</u>	1st,PBL	Home-invasion robbery with firearm or other deadly weapon.
<u>876.32</u>	1st	Treason against the state.